



CONCHO VALLEY
COUNCIL OF GOVERNMENTS

EXECUTIVE COMMITTEE MEETING

Wednesday, January 10, 2024 at 2:00 p.m.
Concho Valley Council of Governments
5430 Link Rd, San Angelo, Texas 76904 and via Teleconference

The meeting place is accessible to persons with disabilities. If assistance is needed to observe or comment, please call the CVCOG office at 325-944-9666 at least 24 hours prior to the meeting.

Join By Zoom Teleconference - <https://us06web.zoom.us/j/82618492164>

*Meeting ID: 826 1849 2164 *Passcode: 377591

833 548 0282 US Toll-free 877 853 5247 US Toll-free
888 788 0099 US Toll-free 833 548 0276 US Toll-free

Agenda

NOTICE: The Concho Valley Council of Governments may discuss, deliberate and take all appropriate action on any matter listed on this Agenda. Items on this Agenda may be taken out of the order listed. The Executive Committee reserves the right to deliberate in closed session pursuant to 551 of the Texas Government Code. Public comment is limited to five minutes per person on any agenda item.

BUSINESS

1. Determination of Quorum and Call to Order
2. Invocation and Pledge of Allegiance
3. Public Comment
4. Consent Agenda
 - a. Consider and take appropriate action concerning the minutes from the December 13, 2023 Meeting.
 - b. Consider and take appropriate action concerning the Staff Travel Report October 2023.
 - c. Consider and take appropriate action concerning the Staff Travel Report November 2023.

REGULAR AGENDA

5. Consider and take appropriate action concerning Checks in excess of \$2,000 for October 2023.
6. Consider and take appropriate action concerning Checks in excess of \$2,000 for November 2023.
7. Consider and take appropriate action concerning the Budget Comparison Report for Head Start Nutrition FY 22 - 23 Grant H06, YTD October 1, 2023 through October 31, 2023.
8. Consider and take appropriate action concerning the Budget Comparison Report for Head Start Grant H05 FY 23-24, YTD June 1, 2023 through October 31, 2023.
9. Consider and take appropriate action concerning the Budget Comparison Report for Head Start Funding Grant 829, ARP and CRRSA, YTD June 1, 2021 through October 31, 2023.

10. Consider and take appropriate action concerning the Head Start Credit Card/Open Account Summary for October 2023.
11. Consider and take appropriate action concerning the Budget Comparison Report for Head Start Nutrition FY 22 - 23 Grant H06, YTD October 1, 2023 through November 30, 2023.
12. Consider and take appropriate action concerning the Budget Comparison Report for Head Start Grant H05 FY 23-24, YTD June 1, 2023 through November 30, 2023.
13. Consider and take appropriate action concerning the Budget Comparison Report for Head Start Funding Grant 829, ARP and CRRSA, YTD June 1, 2021 through November 30, 2023.
14. Consider and take appropriate action concerning the Head Start Credit Card/Open Account Summary for November 2023.
15. Consider and take appropriate action concerning Head Start Community Assessment.
16. Consider and take appropriate action concerning the CVCOG 23-24 Head Start Renewal Grant for a Total Funding Request of \$7,245,208.
17. Consider and take appropriate action concerning the request to award a contract to VGI Technology for Head Start security camera installation in an amount not to exceed \$258,000.
18. Consider and take appropriate action concerning the FY 24 Solid Waste Grant Awards.
19. INFORMATION ITEMS AND REPORTS
 - a. Review of the CVCOG Monthly Financials for October 2023 (Balance Sheet, Schedule of Revenue by Source, and Cash Flow) – Brandon Sanders
 - b. Review of the CVCOG Monthly Financials for November 2023 (Balance Sheet, Schedule of Revenue by Source, and Cash Flow) – Brandon Sanders
 - c. CVCOG Head Start Director’s Report – Carol Raymond
 - d. Executive Director’s Report – John Austin Stokes
20. Consideration of any other business.

21. ADJOURNMENT

The Concho Valley Council of Governments reserves the right to conduct an executive/closed session at any time during the course of this meeting to discuss any matter listed on the agenda posted for this meeting, as needed, pursuant to one or more authorized and applicable exceptions to an open meeting described in Chapter 551 of the Texas Government Code (the Texas Open Meeting Act), including but not limited to the following statutory exceptions: Texas Government Code Sections 551.071 and 551.129 (Consultation with Attorney), 551.072 (Deliberation Regarding Real Property), 551.073 (Deliberation Regarding Prospective Gift or Donation), 551.074 (Personnel Matters), 551.076 and 551.089 (Deliberation Regarding Security Devices or Security Audits), or 551.087 (Deliberation Regarding Economic Development Negotiations).

Posted in accordance with the Texas Government Code, Title V, Chapter 551, Section .053 this, 3rd day of January 2024.



John Austin Stokes, Executive Director



CONCHO VALLEY
COUNCIL OF GOVERNMENTS

EXECUTIVE COMMITTEE MEETING MINUTES
Wednesday, December 13, 2023

The Executive Committee of the Concho Valley Council of Governments met on Wednesday, December 13, 2023 at 5430 Link Rd., San Angelo, Texas 76904 and via Zoom Teleconference.

Members present were:

Jim O'Bryan, Chairman, Reagan County Judge
Brandon Corbin, Vice-Chairman, Menard County Judge
Molly Criner, Secretary, Irion County Judge
Hal Spain, Coke County Judge
Hal Rose, Kimble County Judge
Frank Tambunga, Crockett County Judge
Lucy Gonzales, COSA Council Member, District 4
Charlie Bradley, Schleicher County Judge
Lane Carter, Tom Green County Judge
Sheree Hardin, Mason County Judge
Frank Trull, McCulloch County Judge
Bill Dendle, San Angelo ISD Board Member
Souli Shanklin, Edwards County Judge

Members absent were:

David Dillard, Concho County Judge
Jody Harris, Sutton County Judge
Deborah Horwood, Sterling City Judge

BUSINESS

Chairman Judge Jim O'Bryan announced the presence of a quorum and called the meeting to order at 2:09 p.m.

Judge Hal Spain gave the invocation and led the Pledge of Allegiance.

There was no public comment.

APPROVAL of the Consent Agenda

- a. Judge Charlie Bradley made a motion to approve the Meeting Minutes from November 8, 2023. Judge Souli Shanklin seconded the motion. No questions or discussion. The motion passed unanimously.
- b. Judge Charlie Bradley made a motion to approve the Staff Travel report from September 2023. Judge Souli Shanklin seconded the motion. No questions or discussion. The motion passed unanimously.

APPROVAL of Checks

Brandon Sanders, Director of Finance, presented the checks in excess of \$2,000 written for September 2023. Judge Charlie Bradley made a motion to approve the checks as presented. Judge Hal Rose seconded the motion. No questions or discussion. The motion passed unanimously.

APPROVAL of the Budget Comparison for Head Start Nutrition Grant H04

Carol Raymond, Director of Head Start, presented the Budget Comparison Report for Head Start Nutrition FY 22-23 Grant H04, YTD October 1, 2022 through September 30, 2023 for approval. Judge Hal Spain make

a motion to approve the Budget Comparison Report as presented. Judge Souli Shanklin seconded the motion. No questions or discussion. The motion passed unanimously.

APPROVAL of the Budget Comparison for Head Start Grant H05

Carol Raymond, Director of Head Start, presented the Budget Comparison Report for Head Start FY 23-24 Grant H05, YTD June 1, 2023 through September 30, 2023 for approval. Judge Hal Rose made a motion to approve Budget Comparison Report as presented. Judge Lane Carter seconded the motion. No questions or discussion. The motion passed unanimously.

APPROVAL of the Budget Comparison for Head Start Funding Grant 829, ARP and CRRSA

Carol Raymond, Director of Head Start, presented the Budget Comparison Report for Head Start Funding Grant 829, ARP and CRRSA FY 21-22 YTD June 1, 2021 through September 30, 2023 for approval. Judge Molly Criner made a motion to approve Budget Comparison Report as presented. Judge Brandon Corbin seconded the motion. No questions or discussion. The motion passed unanimously.

APPROVAL of the Head Start Credit Card/Open Account Summary Transactions

Carol Raymond, Director of Head Start, presented the CVCOG Head Start Credit Card/Open Account Summary Transactions for the month of September 2023 for approval. Judge Charlie Bradley made a motion to approve the summary of transactions as presented. Judge Frank Tambunga seconded the motion. No questions or discussion. The motion passed unanimously.

APPROVAL of the Head Start Self-Assessment Calendar Outline

Carol Raymond, Director of Head Start, presented the Head Start Self-Assessment Calendar Outline for approval. Judge Molly Criner made a motion to approve the Head Start Self-Assessment Calendar Outline as presented. Judge Hal Rose seconded the motion. No questions or discussion. The motion passed unanimously.

APPROVAL of the CVCOG Homeland Security Strategic Plan-Implementation Plan

Nicole Nixon presented the CVCOG Homeland Security Strategic Plan-Implementation Plan for approval. Judge Hal Spain made a motion to approve the CVCOG Homeland Security Strategic Plan-Implementation Plan as presented. Judge Frank Tambunga seconded the motion. No questions or discussion. The motion passed unanimously.

APPROVAL of the EPAC Operating Policies

Nicole Nixon presented the EPAC Operating Policies for approval. Judge Lane Carter made a motion to approve the EPAC Operating Policies as presented. Judge Sheree Hardin seconded the motion. No questions or discussion. The motion passed unanimously.

APPROVAL of the interlocal agreement with Angelo State University concerning the use of the Regional Security Operations Center (RSOC)

Lynda Frakes, Information Technology Manager, presented the interlocal agreement with Angelo State University concerning the use of the Regional Security Operations Center (RSOC) for approval. Judge Souli Shanklin made a motion to approve the interlocal agreement with Angelo State University as presented. Judge Charlie Bradley seconded the motion. No questions or discussion. The motion passed unanimously.

INFORMATION ITEMS & REPORTS

- a. Dr. Topliff presented background information on the interlocal agreement between CVCOG and Angelo State University regarding the RSOC.
- b. TxCDBG Grant Kick-off Meeting, January 8, 2024
- c. Brandon Sanders, Director of Finance, gave the report of the CVCOG Monthly Financials for September 2023. He gave an overview of the balance sheet, schedule of revenue and cash flow.

- d. Carol Raymond, Director of Head Start, gave a report on the operations, enrollment and disability numbers, and state of the Head Start and Early Head Start Centers for the month of October 2023.
- e. Erin Hernandez, Assistant Executive Director, informed the Executive Committee members that there were no informational updates at this time.

ADJOURNMENT

There being no further items to discuss, Judge Hal Spain made a motion to adjourn the meeting. Judge Lane Carter seconded the motion. Judge Jim O’Bryan, Chairman, adjourned the meeting at 2:46 p.m.

Duly adopted at a meeting of the Executive Committee of the Concho Valley Council of Governments on this 10th day of January 2024.

Judge Brandon Corbin - Chairman

Judge Molly Criner, Vice-Chairman

Concho Valley Council of Governments
Travel Report
For the month of October 2023

Employee Name	Program	Nature of Travel	Destination	Dates	Estimated Cost	Travel Advances
Jones, Felicitee	HR	SHRM HR Southwest Conf	Dallas, TX	Oct 15-18	\$2,346.26	\$0.00
Lindsey, Felicia	HR	SHRM HR Southwest Conf	Dallas, TX	Oct 15-18	\$1,970.32	\$154.00
Faison, David	PUB	TCOLE Conference	Corpus Christi, TX	Oct 22-26	\$1,536.33	\$0.00
Holland-Mull, Beth	PUB	TCOLE Conference	Corpus Christi, TX	Oct 22-26	\$1,046.28	
Duran, Regina	PUB	TCOLE Conference	Corpus Christi, TX	Oct 22-26	\$1,071.28	\$0.00
Nixon, Nicole	PUB	Healthcare Preparedness Symposium	Galveston, TX	Oct 24-27		
					\$7,970.47	\$154.00

CVCOG
 Check/Voucher Register
 From 10/1/2023 Through 10/31/2023

Document Nur	Document Date	Name	Transaction Description	Document Amount
194547	10/3/2023	CHRISTOVAL ISD	Christoval HS Early Childhood Teacher salary for October 202	2,300.00
194549	10/3/2023	CITY OF BRADY	Congregate Meals Brady 08-23	4,133.42
	10/3/2023	CITY OF BRADY	HDM Meals Brady 08-23	9,452.85
194550	10/3/2023	CITY OF SONORA	Congregate Meals SONORA 08-23	2,381.28
194551	10/3/2023	CITY OF SONORA	HDM SONORA 08-23	10,953.64
194552	10/3/2023	COKE COUNTY	HDM Meals Coke 08-23	3,622.50
194554	10/3/2023	CVCOG TRANSIT DISTRICT	Urban Trips for AAA Clients Billing period 08/01/23-08/31/23	5,452.50
194557	10/3/2023	Farmers Daughter Landscape	Rio Vista HS purchase of artificial turf, installation, and	36,011.00
194559	10/3/2023	HELPING HANDS FOR THE ELDERLY, INC.	Congregate Meals HH 08-23	2,684.72
	10/3/2023	HELPING HANDS FOR THE ELDERLY, INC.	HDM Meals HH 08-23	3,679.83
194567	10/3/2023	MASON COUNTY	Congregate Meals MASON 08-23	2,847.40
	10/3/2023	MASON COUNTY	HDM MASON 08-23	7,016.88
194574	10/3/2023	SNIDER TECHNOLOGY SERVICES, LLC	Head Start network infrastructure migration and upgrades	27,546.90
194575	10/3/2023	Sysco West Texas	Rio Vista HS/EHS purchase of nutrition items for children an	3,182.20
	10/3/2023	Sysco West Texas	Day HS/EHS purchase of nutrition items for children and kite	4,495.65
194576	10/3/2023	Teachstone Training LLC	Head Start purchase of MyTeachstone Subscription: CLASS	2,500.00
194578	10/10/2023	ABILA, INC (Community Brands Holdco, LLC)	MIP Cloud Conversion, MIP Cloud Conversion User	19,213.53
194579	10/10/2023	AFLAC	J5711 Employees Premium 09/01/23-09/30/23	8,036.68
194581	10/10/2023	AMERITAS LIFE INSURANCE CORP	010-028641-00001 Employees Premium 09/01/23-09/31/23	8,326.88
194586	10/10/2023	Carlos Estrada dba Riverview	Food for the General Assembly Luncheon	2,750.00
194589	10/10/2023	CITY OF SAN ANGELO AGING PROGRAM	Congregate Meals COSA 08-23	26,785.90
194590	10/10/2023	CVCOG TRANSIT DISTRICT	AAA Urban Bus Trips Billing period 09/01/23-09/30/23	4,747.50
194597	10/10/2023	LAKESHORE LEARNING MATERIALS	Rio Vista HS purchase of beanbag set, sand table tops, marke	2,010.94
194603	10/10/2023	Ready Maids	5430 Link - September 2023 Janitorial Srvcs	11,666.63
194608	10/10/2023	SCHLEICHER COUNTY ISD	Eldorado HS Early Childhood Teacher for Head Start Program	2,000.00
194612	10/10/2023	VERIZON BUSINESS-15043	911 MPLS Network Port Access- Partial DS1, CPE Maint on	92,235.66
194614	10/12/2023	BLUE CROSS AND BLUE SHIELD OF TEXAS	029143 CVCOG Group Health Ins 10/01/2023-10/31/2023	184,712.53
194615	10/12/2023	TEXAS DEPARTMENT OF INFORMATION RESOURCES	911 Cstmr Code PA30000TSD ESINet AVPN Managed Circuits and M	29,077.04
194621	10/17/2023	BANK & TRUST	Health Savings Act for payroll 10/13/2023	4,802.64
194624	10/17/2023	CITY OF BRADY	Congregate Meals Brady 09-23	3,299.64
	10/17/2023	CITY OF BRADY	HDM Meals Brady 09-23	8,209.30
194625	10/17/2023	CITY OF SAN ANGELO AGING PROGRAM	Congregate Meals COSA 09-23	23,266.02
194626	10/17/2023	CITY OF SONORA	Congregate Meals SONORA 09-23	2,090.88
194627	10/17/2023	CITY OF SONORA	HDM SONORA 09-23	9,753.54
194628	10/17/2023	COKE COUNTY	HDM Meals Coke 09-23	3,011.85
194629	10/17/2023	CTWP	HS Copier Lease September 2023 - 08/28/23 to 09/27/23	2,538.01
194633	10/17/2023	DELL MARKETING L.P.	Head Start purchase of laptop replacements and spares/backu	4,731.54
194635	10/17/2023	HELPING HANDS FOR THE ELDERLY, INC.	Congregate Meals HH 09-23	2,004.47

CVCOG
 Check/Voucher Register
 From 10/1/2023 Through 10/31/2023

Document Nur	Document Date	Name	Transaction Description	Document Amount
	10/17/2023	HELPING HANDS FOR THE ELDERLY, INC.	HDM Meals HH 09-23	3,286.89
194637	10/17/2023	INTRADO LIFE & SAFETY, INC	Intrado Maintenance Coverage 09/1/23-08/31/24	85,888.00
	10/17/2023	INTRADO LIFE & SAFETY, INC	Intrado Power Metrics Coverage 09/01/23-08/31/24	40,078.00
	10/17/2023	INTRADO LIFE & SAFETY, INC	TCCOTF4 - TCC Provisioning Change Fee per PSAP	20,883.64
194639	10/17/2023	KIMBLE COUNTY SCBA	Congregate Meals KMOW 09-23	3,431.76
194642	10/17/2023	MASON COUNTY	Congregate Meals MASON 09-23	3,553.06
	10/17/2023	MASON COUNTY	HDM MASON 09-23	6,947.68
194644	10/17/2023	MENARD COUNTY	HDM Meals Menard 09-23	3,519.53
194645	10/17/2023	NATIONWIDE RETIREMENT SOLUTIONS	NACO & Roth 457B payroll 10/13/2023	3,285.00
194647	10/17/2023	Sandra Sandoval	CJ Scholarship Award to S. Sandoval	2,000.00
194650	10/17/2023	Sysco West Texas	Rio Vista HS/EHS purchase of nutrition items for children an	2,726.52
	10/17/2023	Sysco West Texas	Day HS/EHS purchase of nutrition items for children and kite	3,474.19
	10/17/2023	Sysco West Texas	Rio Vista HS/EHS purchase of nutrition items for children an	2,845.69
194651	10/17/2023	TML INTERGOVERNMENTAL RISK POOL	October CVCOG Quarterly Insurance	34,834.50
194654	10/17/2023	Victoria Ann Fernandez	CJ Scholarship Award to V. Fernandez	2,000.00
194656	10/20/2023	TEXAS DEPARTMENT OF INFORMATION RESOURCES	911 Cstmr Code PA30000TSD ESINet AVPN Managed Circuits and M	29,077.04
194657	10/24/2023	AFLAC	J5711 Employees Premium 10/01/2023-10/31/2023	9,569.14
194663	10/24/2023	CHRISTOVAL ISD	Christoval ISD for September 2023 meal reimbursement	2,204.95
194674	10/24/2023	Non-Profit Connection Inc	Head Start community assessment for Tom Green and	10,487.50
194677	10/24/2023	Sysco West Texas	Day HS/EHS purchase of nutrition items for children and kite	2,734.91
	10/24/2023	Sysco West Texas	Rio Vista HS/EHS purchase of nutrition items for children an	3,576.63
	10/24/2023	Sysco West Texas	Day HS/EHS purchase of nutrition items for children and kite	3,758.63
194679	10/24/2023	TXU ENERGY RETAIL COMPANY LLC	Electricity usage for Head Start sites: service range 08/14/	9,310.90
194680	10/24/2023	VERIZON BUSINESS-15043	911 MPLS Network Port Access- Partial DS1, CPE Maint on	92,235.66
194693	10/31/2023	BANK & TRUST	Health Savings Act for payroll 10/31/2023	2,570.17
194695	10/31/2023	CHRISTOVAL ISD	Christoval HS Early Childhood Teacher salary for November 20	2,300.00
194697	10/31/2023	Cobb Fendley & Associates Inc	Phase 1 Regional Broadband Plan Development Subtask B	46,608.00
194702	10/31/2023	ENVIRONMENTAL SYSTEMS RESEARCH INSTITUTE, INC	Annual ESRI licensing renewal 09/04/23-09/03/24	20,264.51
194706	10/31/2023	INTRADO LIFE & SAFETY, INC	CPE FR BR Equipment System & Professional Services	564,063.40
194713	10/31/2023	NATIONWIDE RETIREMENT SOLUTIONS	NACO & Roth 457B for payroll 10/31/2023	3,185.00
194718	10/31/2023	Sysco West Texas	Rio Vista HS/EHS purchase of nutrition items for children an	4,449.49
	10/31/2023	Sysco West Texas	Day HS/EHS purchase of nutrition items for children and kite	5,535.19
194719	10/31/2023	TOM GREEN COUNTY	Solid Waste Pass Through Grant	9,000.00
194721	10/31/2023	VERIZON BUSINESS-15043	911 MPLS Network Port Access- Partial DS1, CPE Maint on	92,235.66
194726	10/31/2023	WESTERN STATES COMMUNICATIONS, INC.	Annual Maintenance of 9-1-1 systems 09/01/23-08/31/24	157,849.17
Report Total				1,873,302.36

CVCOG
 Check/Voucher Register
 From 11/1/2023 Through 11/30/2023

Document Number	Document Date	Name	Transaction Description	Document Amount
1307	11/30/2023	CB Adobe	Annual renewal of Adobe Pro for AAA and 911 CBG	2,878.80
1334	11/30/2023	CB Concho Valley Electric Cooperative, Inc.	Electric service for Link Road, Christoval Road Shop and Lig	3,364.05
1343	11/30/2023	CB Frontier Communications	911 Selective Routing 09/19/23 - 10/18/23 ~ CBG	6,521.58
194727	11/7/2023	ABILA, INC (Community Brands Holdco, LLC)	Microix Hosting, Executive View Users Cloud, MIP Cloud Conve	2,358.41
194750	11/7/2023	Proforma Promotions Group	9-1-1 public education materials 1300 Light Up LED blue Yo-Y	2,455.46
	11/7/2023	Proforma Promotions Group	9-1-1 public education materials 1325 Red Spring Slinkys	2,297.69
194754	11/7/2023	SCHLEICHER COUNTY ISD	Eldorado HS Early Childhood Teacher for Head Start Program N	2,000.00
194757	11/7/2023	Sysco West Texas	Rio Vista HS/EHS purchase of nutrition items for children an	4,253.57
194775	11/14/2023	Jacob Schmidt dba Lonesome Dove Seamless Gutters	Rio Vista HS/EHS gutter installation (repair, labor, and mat	2,496.00
194782	11/14/2023	OnShore IT LLC	License and maintenance for current firewalls 1 year renewab	5,493.74
194784	11/14/2023	Roderick Mays dba Ready Maids Cleaning Services LLC	5430 Link - October 2023 Janitorial Srves	11,666.63
194788	11/14/2023	Sysco West Texas	Day HS/EHS purchase of nutrition items for children and kite	3,669.61
194795	11/21/2023	AMERICAN UNITED LIFE INSURANCE COMPANY	G 00620509 Employees Life Premium 10/01/23-10/31/23	8,426.01
194796	11/21/2023	AMERITAS LIFE INSURANCE CORP	010-028641-00001 Employees Premium 10/01/2023-10/31/2023	8,851.76
194799	11/21/2023	BANK & TRUST	Health Savings Act for payroll 11/15/2023	2,570.17
194802	11/21/2023	Carlos Estrada dba Riverview	Food for the Head Start employee appreciation luncheon	2,600.00
194803	11/21/2023	CHRISTOVAL ISD	Christoval ISD for October 2023 meal reimbursement	2,437.05
194810	11/21/2023	NATIONWIDE RETIREMENT SOLUTIONS	NACO & Roth 457B payroll 11/15/2023	3,135.00
194813	11/21/2023	Sysco West Texas	Day HS/EHS purchase of nutrition items for children and kite	4,275.76
	11/21/2023	Sysco West Texas	Rio Vista HS/EHS purchase of nutrition items for children an	4,791.49
194817	11/28/2023	AMERICAN UNITED LIFE INSURANCE COMPANY	G 00620509 Employees Life Premium 11/01/23-11/30/23	8,568.32
194818	11/28/2023	AMERITAS LIFE INSURANCE CORP	010-028641-00001 Employees Premium 11/01/2023-11/30/2023	8,913.52
	11/28/2023	AMERITAS LIFE INSURANCE CORP	010-028641-00002 Employees Premium 11/01/2023-11/30/2023	2,008.12
194823	11/28/2023	BANK & TRUST	Health Savings Act for payroll 11/30/23	2,649.67
194824	11/28/2023	BLUE CROSS AND BLUE SHIELD OF TEXAS	029143 CVCOG Group Health Ins 11/01/2023-11/30/2023	185,751.00
194826	11/28/2023	CHRISTOVAL ISD	Christoval HS Early Childhood Teacher salary for December 20	2,300.00
194828	11/28/2023	CVCOG TRANSIT DISTRICT	Rural Trips-474 total trips for 10/01/23-10/31/23	17,538.00
	11/28/2023	CVCOG TRANSIT DISTRICT	Urban Trips-1040 total trips for 10/01/23-10/31/23	29,120.00
	11/28/2023	CVCOG TRANSIT DISTRICT	Urban Bus Trips for AAA Clients billing period 10/01/23-10/3	5,870.00
194835	11/28/2023	KING CONSULTANTS	Day HS/EHS, Eden HS, and Rio Vista HS/EHS purchase of lead a	3,750.00
194842	11/28/2023	NATIONWIDE RETIREMENT SOLUTIONS	NACO & Roth 457B payroll 11/30/2023	3,135.00
194848	11/28/2023	Sysco West Texas	Day HS/EHS purchase of nutrition items for children and kite	4,565.98
194849	11/28/2023	TXU ENERGY RETAIL COMPANY LLC	Electricity usage for Head Start sites: service range 09/13/	3,732.12
Report Total				364,444.51

CVCOG
 Summary Budget Comparison - DIR-Grant H06, Head Start Nutrition 23-24
 From 10/1/2023 Through 10/31/2023

Account Code	Account Title	YTD Budget \$ - Original	YTD Actual	YTD Budget \$ Variance - Original	% Total Budget Used - Original
H06	Grant H06, CACFP Head Start Nutrition FY 23-24				
004	Revenue				
4221000	CACFP Nutrition CFDA 10.558	883,031.76	67,806.08	(815,225.68)	7.67%
Total 004	Revenue	883,031.76	67,806.08	(815,225.68)	7.68%
407	Head Start Nutrition				
5110000	General Wages	57,969.62	0.00	57,969.62	0.00%
5151000	Medicare Tax	840.57	0.00	840.57	0.00%
5172000	Workers Comp Insurance	1,266.20	0.00	1,266.20	0.00%
5173000	SUTA	23.28	0.00	23.28	0.00%
5174000	Health Insurance Benefit	24,589.55	0.00	24,589.55	0.00%
5175000	Dental Insurance Benefit	950.97	0.00	950.97	0.00%
5176000	Life Insurance Benefit	459.12	0.00	459.12	0.00%
5177000	HSA Insurance Benefit	2,516.26	0.00	2,516.26	0.00%
5181000	Retirement	6,447.68	0.00	6,447.68	0.00%
5199000	Indirect Allocation	4,604.62	0.00	4,604.62	0.00%
5291000	Contract Services	45,000.00	75.00	44,925.00	0.16%
5295000	HS Nutrition Service	688,163.89	43,809.95	644,353.94	6.36%
5513000	HS Food Serv Sup	50,000.00	6,921.16	43,078.84	13.84%
5753000	Dues and fees	200.00	0.00	200.00	0.00%
Total 407	Head Start Nutrition	(883,031.76)	(50,806.11)	832,225.65	5.75%
Report Difference		0.00	16,999.97	16,999.97	100.00%

CVCOG
Summary Budget Comparison - DIR-Grant H05, Head Start FY 23-24
From 6/1/2023 Through 10/31/2023

Account Code	Account Title	YTD Budget \$ - Original	YTD Actual	YTD Budget \$ Variance - Original	% Total Budget Used - Original
H05	HHS-ACF Grant H05, Head Start FY 23-24 06CH010970-05				
004	Revenue				
4173000	HHS-ACF Head Start CFDA 93.600	7,395,208.00	2,934,091.73	(4,461,116.27)	39.67%
4411000	IK Contributions	1,848,802.00	619,097.13	(1,229,704.87)	33.48%
4523000	Local Revenue	11,409.73	623.33	(10,786.40)	5.46%
Total 004	Revenue	9,255,419.73	3,553,812.19	(5,701,607.54)	38.40%
400	Head Start CAN NO 9-G064122				
5110000	General Wages	2,421,618.85	1,007,959.64	1,413,659.21	41.62%
5118000	General Overtime Hours	38.07	38.07	0.00	100.00%
5150000	Vacation Time Allocation	26,228.64	10,879.74	15,348.90	41.48%
5151000	Medicare Tax	34,460.07	14,021.22	20,438.85	40.68%
5172000	Workers Comp Insurance	18,822.84	8,904.07	9,918.77	47.30%
5173000	SUTA	1,421.58	73.84	1,347.74	5.19%
5174000	Health Insurance Benefit	756,427.30	283,202.44	473,224.86	37.43%
5175000	Dental Insurance Benefit	27,109.75	10,152.15	16,957.60	37.44%
5176000	Life Insurance Benefit	16,856.19	6,941.83	9,914.36	41.18%
5177000	HSA Insurance Benefit	79,592.54	9,918.80	69,673.74	12.46%
5181000	Retirement	268,833.36	109,219.63	159,613.73	40.62%
5199000	Indirect Allocation	244,982.89	94,162.73	150,820.16	38.43%
5200000	Employee Health and Welfare	9,611.20	0.00	9,611.20	0.00%
5206000	HR Service Center	128,992.17	65,795.79	63,196.38	51.00%
5207000	Procurement Service Center	40,535.43	24,152.21	16,383.22	59.58%
5208000	Information Technology Service Center	64,545.00	32,286.01	32,258.99	50.02%
5291000	Contract Services	53,400.44	35,410.37	17,990.07	66.31%
5293000	HS Health & Disab Svc	2,322.03	0.00	2,322.03	0.00%
5294000	HS Policy Council	1,053.67	0.00	1,053.67	0.00%
5295000	HS Nutrition Service	3,999.01	0.00	3,999.01	0.00%
5296000	HS Parent Service	2,345.27	647.87	1,697.40	27.62%
5309000	Travel-In Region	3,684.07	440.79	3,243.28	11.96%
5351000	Fuel	960.00	450.62	509.38	46.93%
5361000	Vehicle Maintenance	200.00	62.90	137.10	31.45%
5413000	HS Site Rent	80,185.90	73,262.25	6,923.65	91.36%
5433000	HS Site Center Utilities	64,884.07	33,087.42	31,796.65	50.99%
5451000	Facility Allocation	92,562.39	15,999.62	76,562.77	17.28%
5453000	HS Site Center Bldg Maint	63,895.98	27,235.57	36,660.41	42.62%
5506000	Janitorial and Facility Supplies	14,615.28	0.00	14,615.28	0.00%
5509000	HS Delegate Supplies	97,916.44	0.00	97,916.44	0.00%
5510000	Supplies	42,411.70	12,630.03	29,781.67	29.77%
5512000	HS Class Room Supplies	54,345.08	14,203.47	40,141.61	26.13%

CVCOG
 Summary Budget Comparison - DIR-Grant H05, Head Start FY 23-24
 From 6/1/2023 Through 10/31/2023

Account Code	Account Title	YTD Budget \$ - Original	YTD Actual	YTD Budget \$ Variance - Original	% Total Budget Used - Original
5514000	HS Medical Supplies	6,037.29	2,081.88	3,955.41	34.48%
5515000	HS Disability Supplies	4,489.27	24.95	4,464.32	0.55%
5518000	HS Diapers and Wipes	9,012.16	1,144.24	7,867.92	12.69%
5622000	Internal Computer/Software	110,606.60	14,456.11	96,150.49	13.06%
5632000	Copier	28,424.29	8,795.75	19,628.54	30.94%
5711000	Insurance	9,496.42	3,578.23	5,918.19	37.67%
5721000	Printing	1,548.02	1,362.91	185.11	88.04%
5722000	Ads & Promotions	1,935.03	200.00	1,735.03	10.33%
5734000	HS Capital Playground	36,011.00	36,011.00	0.00	100.00%
5753000	Dues and fees	2,082.01	649.03	1,432.98	31.17%
5760000	HS Site Center Communications	11,845.00	7,987.04	3,857.96	67.42%
5762000	Postage/freight	1,161.02	429.41	731.61	36.98%
5791000	Other	27,786.89	27,786.89	0.00	100.00%
5796000	Safety	1,818.61	637.59	1,181.02	35.05%
Total 400	Head Start CAN NO 9-G064122	(4,971,110.82)	(1,996,284.11)	2,974,826.71	40.16%
401	Early Head Start CAN NO 9-G064122				
5110000	General Wages	1,231,723.66	519,089.55	712,634.11	42.14%
5118000	General Overtime Hours	6.81	6.81	0.00	100.00%
5119000	Holiday Work Time	759.60	759.60	0.00	100.00%
5150000	Vacation Time Allocation	13,220.16	2,099.81	11,120.35	15.88%
5151000	Medicare Tax	18,144.13	7,267.36	10,876.77	40.05%
5172000	Workers Comp Insurance	8,873.31	3,939.54	4,933.77	44.39%
5173000	SUTA	756.25	41.96	714.29	5.54%
5174000	Health Insurance Benefit	425,318.11	148,807.78	276,510.33	34.98%
5175000	Dental Insurance Benefit	14,229.27	5,366.30	8,862.97	37.71%
5176000	Life Insurance Benefit	9,098.13	3,567.32	5,530.81	39.20%
5177000	HSA Insurance Benefit	43,987.83	6,708.52	37,279.31	15.25%
5181000	Retirement	141,550.10	56,399.86	85,150.24	39.84%
5199000	Indirect Allocation	126,609.71	48,502.66	78,107.05	38.30%
5200000	Employee Health and Welfare	1,439.40	0.00	1,439.40	0.00%
5206000	HR Service Center	57,471.27	19,653.29	37,817.98	34.19%
5207000	Procurement Service Center	11,835.16	7,214.30	4,620.86	60.95%
5208000	Information Technology Service Center	28,757.43	9,643.87	19,113.56	33.53%
5291000	Contract Services	3,877.97	2,576.94	1,301.03	66.45%
5293000	HS Health & Disab Svc	677.97	0.00	677.97	0.00%
5294000	HS Policy Council	130.03	0.00	130.03	0.00%
5295000	HS Nutrition Service	225.99	0.00	225.99	0.00%
5296000	HS Parent Service	289.43	172.78	116.65	59.69%
5309000	Travel-In Region	1,255.93	103.74	1,152.19	8.26%

CVCOG
 Summary Budget Comparison - DIR-Grant H05, Head Start FY 23-24
 From 6/1/2023 Through 10/31/2023

Account Code	Account Title	YTD Budget \$ - Original	YTD Actual	YTD Budget \$ Variance - Original	% Total Budget Used - Original
5351000	Fuel	100.00	73.07	26.93	73.07%
5413000	HS Site Rent	25,805.91	23,626.75	2,179.16	91.55%
5433000	HS Site Center Utilities	27,530.79	9,405.18	18,125.61	34.16%
5451000	Facility Allocation	9,764.19	3,999.91	5,764.28	40.96%
5453000	HS Site Center Bldg Maint	18,871.91	9,542.55	9,329.36	50.56%
5506000	Janitorial and Facility Supplies	3,066.51	0.00	3,066.51	0.00%
5509000	HS Delegate Supplies	4,363.72	0.00	4,363.72	0.00%
5510000	Supplies	16,257.62	4,141.46	12,116.16	25.47%
5512000	HS Class Room Supplies	9,541.47	3,384.55	6,156.92	35.47%
5514000	HS Medical Supplies	1,762.71	614.02	1,148.69	34.83%
5515000	HS Disability Supplies	1,310.73	0.00	1,310.73	0.00%
5518000	HS Diapers and Wipes	8,956.99	512.49	8,444.50	5.72%
5622000	Internal Computer/Software	59,966.74	4,245.88	55,720.86	7.08%
5632000	Copier	3,375.71	2,140.64	1,235.07	63.41%
5711000	Insurance	1,965.62	692.78	1,272.84	35.24%
5721000	Printing	1,766.95	1,199.23	567.72	67.87%
5753000	Dues and fees	617.99	70.96	547.03	11.48%
5760000	HS Site Center Communications	2,243.60	1,750.16	493.44	78.00%
5762000	Postage/freight	288.98	0.00	288.98	0.00%
5796000	Safety	619.39	210.37	409.02	33.96%
Total 401	Early Head Start CAN NO 9-G064122	(2,338,415.18)	(907,531.99)	1,430,883.19	38.81%
402	Head Start T&TA CAN NO 9-G064120				
5308000	Head Start T & T A	56,824.00	13,449.13	43,374.87	23.66%
Total 402	Head Start T&TA CAN NO 9-G064120	(56,824.00)	(13,449.13)	43,374.87	23.67%
403	Early Head Start T&TA CAN NO 9-G064121				
5308000	Head Start T & T A	28,858.00	16,362.81	12,495.19	56.70%
Total 403	Early Head Start T&TA CAN NO 9-G064121	(28,858.00)	(16,362.81)	12,495.19	56.70%
409	Head Start InKind				
6791000	InKind Other	1,848,802.00	619,097.13	1,229,704.87	33.48%
Total 409	Head Start InKind	(1,848,802.00)	(619,097.13)	1,229,704.87	33.49%
997	Non Project				
5453000	HS Site Center Bldg Maint	11,409.73	623.33	10,786.40	5.46%
Total 997	Non Project	(11,409.73)	(623.33)	10,786.40	5.46%

CVCOG
 Summary Budget Comparison - DIR-Grant H05, Head Start FY 23-24
 From 6/1/2023 Through 10/31/2023

Account Code	Account Title	YTD Budget \$ - Original	YTD Actual	YTD Budget \$ Variance - Original	% Total Budget Used - Original
	Total Expenditures	<u>(9,255,419.73)</u>	<u>(3,553,348.50)</u>	<u>5,702,071.23</u>	<u>38.39%</u>
	Total Revenue Over Expenditures	<u>0.00</u>	<u>463.69</u>	<u>463.69</u>	<u>0.00%</u>
	Head Start (Project 400, 402)	(5,027,934.82)	(2,009,733.24)	3,018,201.58	39.97%
	Early Head Start (Project 401, 403)	<u>(2,367,273.18)</u>	<u>(923,894.80)</u>	<u>1,443,378.38</u>	<u>39.03%</u>
	Total Federal	<u>(7,395,208.00)</u>	<u>(2,933,628.04)</u>	<u>4,461,579.96</u>	<u>39.67%</u>
	Total Non-Federal, includes any Local Funds	<u>(1,860,211.73)</u>	<u>(619,720.46)</u>	<u>1,240,491.27</u>	<u>33.31%</u>
	Grand Total Head Start Expenditures	<u>(9,255,419.73)</u>	<u>(3,553,348.50)</u>	<u>5,702,071.23</u>	<u>38.39%</u>
	Head Start Admin Expenditures	54,970.33			
	Administrative Indirect Expenditures	<u>142,665.39</u>			
	Total Administrative Costs	<u>197,635.72</u>			

Administrative Percentage of Approved Budget
 Non-Federal Percentage of Total Expenditures

5.56% Note: Administrative Maximum Percentage is 15%
 17.44% Note: match of 20%

CVCOG
Summary Budget Comparison - DIR-Grant 829, ARP and CRRSA Head Start Funding
From 6/1/2021 Through 10/31/2023

Account Code	Account Title	YTD Budget \$ - Original	YTD Actual	YTD Budget \$ Variance - Original	% Total Budget Used - Original
829	HHS-ACF Grant 829, Head Start FY 21-22 06CH010970				
004	Revenue				
4170000	HHS-ACF Head Start ARP 06HE001000 C6	676,023.00	622,683.55	(53,339.45)	92.10%
4172000	HHS-ACF Head Start CRRSA 06HE001000 C5	170,048.00	170,048.00	0.00	100.00%
4523000	Local Revenue	8,405.34	10,255.03	1,849.69	122.00%
4711000	Sale of Equipment	11,949.79	11,949.79	0.00	100.00%
Total 004	Revenue	866,426.13	814,936.37	(51,489.76)	94.06%
404	Head Start CRRSA CAN 9-G064122				
5174000	Health Insurance Benefit	31,556.97	31,556.97	0.00	100.00%
5199000	Indirect Allocation	1,953.36	1,953.36	0.00	100.00%
5512000	HS Class Room Supplies	1,393.44	1,393.44	0.00	100.00%
5622000	Internal Computer/Software	115,276.43	115,276.43	0.00	100.00%
5734000	HS Capital Playground	1,826.87	1,826.87	0.00	100.00%
Total 404	Head Start CRRSA CAN 9-G064122	(152,007.07)	(152,007.07)	0.00	100.00%
405	Early Head Start CRRSA CAN 9-G064122				
5174000	Health Insurance Benefit	16,989.30	16,989.30	0.00	100.00%
5199000	Indirect Allocation	1,051.63	1,051.63	0.00	100.00%
Total 405	Early Head Start CRRSA CAN 9-G064122	(18,040.93)	(18,040.93)	0.00	100.00%
406	Early Head Start Conversion ARP CAN 9-G064122				
5453000	HS Site Center Bldg Maint	12,317.16	12,317.16	0.00	100.00%
5510000	Supplies	1,758.88	1,758.88	0.00	100.00%
5512000	HS Class Room Supplies	20,919.00	20,919.00	0.00	100.00%
5622000	Internal Computer/Software	2,248.44	2,248.44	0.00	100.00%
5734000	HS Capital Playground	15,672.77	15,672.77	0.00	100.00%
Total 406	Early Head Start Conversion ARP CAN 9-G064122	(52,916.25)	(52,916.25)	0.00	100.00%
410	Head Start ARP CAN NO 9-G064122				
5110000	General Wages	34,213.00	34,213.00	0.00	100.00%
5151000	Medicare Tax	496.09	496.09	0.00	100.00%
5172000	Workers Comp Insurance	270.86	270.86	0.00	100.00%
5174000	Health Insurance Benefit	94,551.72	86,983.65	7,568.07	91.99%
5177000	HSA Insurance Benefit	3,502.19	3,275.87	226.32	93.53%
5181000	Retirement	4,095.25	4,095.25	0.00	100.00%
5199000	Indirect Allocation	8,216.80	7,983.36	233.44	97.15%
5200000	Employee Health and Welfare	1,997.55	1,997.55	0.00	100.00%
5207000	Procurement Service Center	472.04	472.04	0.00	100.00%
5308000	Head Start T & T A	186.25	186.25	0.00	100.00%
5451000	Facility Allocation	9,976.99	9,976.99	0.00	100.00%
5453000	HS Site Center Bldg Maint	51,406.07	49,254.79	2,151.28	95.81%

CVCOG
 Summary Budget Comparison - DIR-Grant 829, ARP and CRRSA Head Start Funding
 From 6/1/2021 Through 10/31/2023

Account Code	Account Title	YTD Budget \$ - Original	YTD Actual	YTD Budget \$ Variance - Original	% Total Budget Used - Original
5510000	Supplies	26,326.58	12,105.26	14,221.32	45.98%
5512000	HS Class Room Supplies	57,799.02	54,666.87	3,132.15	94.58%
5514000	HS Medical Supplies	1,665.86	1,665.86	0.00	100.00%
5518000	HS Diapers and Wipes	300.00	0.00	300.00	0.00%
5622000	Internal Computer/Software	43,701.21	43,413.15	288.06	99.34%
5623000	Internal Capital Equipment	53,422.21	53,422.21	0.00	100.00%
5734000	HS Capital Playground	77,575.04	54,906.90	22,668.14	70.77%
5753000	Dues and fees	106.97	106.97	0.00	100.00%
5754000	Vehicle Registration	0.00	35.50	(35.50)	100.00%
Total 410	Head Start ARP CAN NO 9-G064122	(470,281.70)	(419,528.42)	50,753.28	89.21%
411	Early Head Start ARP CAN NO 9-G064122				
5110000	General Wages	18,787.00	18,787.00	0.00	100.00%
5151000	Medicare Tax	272.41	272.41	0.00	100.00%
5172000	Workers Comp Insurance	117.93	117.93	0.00	100.00%
5174000	Health Insurance Benefit	42,867.72	42,867.72	0.00	99.57%
5177000	HSA Insurance Benefit	2,298.60	2,298.60	0.00	93.38%
5181000	Retirement	2,248.85	2,248.85	0.00	100.00%
5199000	Indirect Allocation	4,085.30	4,085.30	0.00	99.45%
5200000	Employee Health and Welfare	143.55	143.55	0.00	100.00%
5207000	Procurement Service Center	140.99	140.99	0.00	100.00%
5308000	Head Start T & T A	69.75	69.75	0.00	100.00%
5451000	Facility Allocation	2,399.04	2,399.04	0.00	100.00%
5453000	HS Site Center Bldg Maint	17,293.09	16,906.92	386.17	99.99%
5510000	Supplies	1,261.71	1,261.71	0.00	98.68%
5512000	HS Class Room Supplies	17,931.16	17,931.16	0.00	100.00%
5514000	HS Medical Supplies	479.14	479.14	0.00	100.00%
5622000	Internal Computer/Software	7,305.92	7,305.92	0.00	100.00%
5734000	HS Capital Playground	32,895.65	32,895.65	0.00	100.00%
5753000	Dues and fees	27.24	27.24	0.00	100.00%
Total 411	Early Head Start ARP CAN NO 9-G064122	(150,625.05)	(150,238.88)	386.17	99.74%
997	Non Project				
5200000	Employee Health and Welfare	2,367.01	2,367.01	0.00	100.00%
5510000	Supplies	840.00	760.94	79.06	90.58%
5512000	HS Class Room Supplies	7,378.33	7,125.34	252.99	96.57%
5623000	Internal Capital Equipment	11,949.79	11,949.79	0.00	100.00%
5753000	Dues and fees	20.00	1.74	18.26	8.70%
Total 997	Non Project	(22,555.13)	(22,204.82)	350.31	98.44%
Report Difference		0.00	0.00	0.00	0.00%

**Head Start Credit Card/Open Account Transactions Summary
(Detail Attached)**

Head Start Transactions	October, 2023
Citibank P-Card	13,932.02
Dean's Dairy	6,575.62
First Financial Credit Card	169.90
Lowes Pay and Save	947.84
Sysco Food Services	38,197.70
West Texas Fire Extinguisher	4,322.23
	<hr/>
	\$ 64,145.31
	<hr/>

CVCOG

Vendor Activity - Head Start Citibank P-Card
829 - HHS-ACF Grant 829, Head Start FY 21-22 06CH010970
From 10/1/2023 Through 10/31/2023

<u>Line Item Code</u>	<u>Line Item Title</u>	<u>Document Date</u>	<u>Document Number</u>	<u>Document Description</u>	<u>Expenses</u>	
5453000	HS Site Center Bldg Maint	10/10/2023	686375500	Eldorado HS and Ozona HS purchase of Ring video doorbells CB HS2	259.98	
5453000	HS Site Center Bldg Maint	10/12/2023	6463736-4175449	Rio Vista HS purchase of turf maintenance sweeper CBG2	380.00	
5510000	Supplies	10/11/2023	0953856-0584233	Rio Vista HS purchase of anchor kit for outdoor storage shed CBG2	79.97	
5753000	Dues and fees	9/28/2023	16N8474349	Rio Vista HS/EHS purchase of ServSafe Texas Food Handler online course for J.G. CB HS2	0.99	
5753000	Dues and fees	10/12/2023	16N8474349 CM	Rio Vista HS/EHS credit for refunded tax on purchase of ServSafe Texas Food Handler online course for J.G. CB HS2	0.00	
					<hr/>	
					720.94	Transaction Total
				Total 829 - HHS-ACF Grant 829, Head Start FY 21-22 06CH010970	720.94	

CVCOG

Vendor Activity - Head Start Citibank P-Card
H04 - Grant H04, CACFP Head Start Nutrition FY 22-23
From 10/1/2023 Through 10/31/2023

<u>Line Item Code</u>	<u>Line Item Title</u>	<u>Document Date</u>	<u>Document Number</u>	<u>Document Description</u>	<u>Expenses</u>
5513000	HS Food Serv Sup	9/28/2023	16N8474349	Rio Vista HS/EHS purchase of ServSafe Texas Food Handler online course for J.G. CB HS2	15.00
				Total H04 - Grant H04, CACFP Head Start Nutrition FY 22-23	15.00

CVCOG
Vendor Activity - Head Start Citibank P-Card
H05 - HHS-ACF Grant H05, Head Start FY 23-24 06CH010970-05
From 10/1/2023 Through 10/31/2023

Line Item Code	Line Item Title	Document Date	Document Number	Document Description	Expenses
5296000	HS Parent Service	10/6/2023	058534	Rio Vista EHS purchase of snacks for Pregnant Mom's Training and diapers and wipes CB HS2	30.18
5296000	HS Parent Service	10/11/2023	3698840-5481804	Head Start ERSEA purchase of supplies for MHMR Fall Festival event CBG2	85.08
5296000	HS Parent Service	10/12/2023	019408	Head Start FAMCO purchase of tote boxes CB HS	174.50
5296000	HS Parent Service	10/16/2023	029009	Head Start ERSEA purchase of supplies for MHMR Fall Festival event HS CB2	11.98
5296000	HS Parent Service	10/17/2023	043655	Eden HS and Menard HS/EHS purchase of kitchen supplies and HS ERSEA purchase of supplies for MHMR Fall Festival event CB HS2	76.06
5296000	HS Parent Service	10/20/2023	077678	Head Start ERSEA purchase of candy for MHMR Fall Festival Trunk or Treat CB HS2	16.98
5308000	Head Start T & T A	10/10/2023	INV3278454	Head Start purchase of CPR training materials and supplies CBG2	623.00
5308000	Head Start T & T A	10/16/2023	1705782	Rio Vista HS/EHS CDA renewal fee for M.A. CB HS	125.00
5308000	Head Start T & T A	10/20/2023	142668	Observer Recertification for S.H. - Age Level Pre-K CB HS	125.00
5308000	Head Start T & T A	10/20/2023	1707173	Rio Vista EHS CDA renewal fee for A.R. CB HS	125.00
5308000	Head Start T & T A	10/23/2023	27N5L3MSYB7	Infant CLASS 2008 observation training for monitoring classrooms for O.B. CB HS	775.00
5361000	Vehicle Maintenance	10/6/2023	015634	Head Start purchase of car wash for program vehicle #2 CB HS2	21.95
5361000	Vehicle Maintenance	10/6/2023	079977	Head Start purchase of car wash for program vehicle #1 CB HS2	22.95
5433000	HS Site Center Utilities	9/13/2023	221727-180104 08-23	Day HS/EHS water utility service from 08/09/23 to 09/13/23 (acct# 221727-180104) CBG	350.70

CVCOG
Vendor Activity - Head Start Citibank P-Card
H05 - HHS-ACF Grant H05, Head Start FY 23-24 06CH010970-05
From 10/1/2023 Through 10/31/2023

Line Item Code	Line Item Title	Document Date	Document Number	Document Description	Expenses
5433000	HS Site Center Utilities	9/13/2023	221727-180106 08-23	Day HS/EHS water utility service from 08/09/23 to 09/13/23 (acct# 221727-180106) CBG	162.95
5433000	HS Site Center Utilities	9/30/2023	0691-001235325	Rio Vista Head Start trash service for acct# 3-0691-2402993 from 10/01/23 to 10/31/23 CBG	624.77
5433000	HS Site Center Utilities	9/30/2023	0691-001235705	Day Head Start trash service for acct# 3-0691-2405694 from 10/01/23 to 10/31/23 CBG	624.77
5433000	HS Site Center Utilities	10/3/2023	221727-179684 09-23	Rio Vista HS/EHS water utility service from 08/29/23 to 09/27/23 (acct# 221727-179684) CBG	418.20
5433000	HS Site Center Utilities	10/15/2023	05-0560-02 09-23	Eden HS water, garbage, and sewer service from 09/15/23 to 10/15/23 CBG	231.46
5453000	HS Site Center Bldg Maint	10/1/2023	v66omfonarw1	Professional Commercial Security Monitoring, Fire Alarm Monitoring, and Commercial Security Service Agreement for Day (Invoice I123575) and Rio Vista (Invoice I123576) Head Start sites from 10/01/23 to 10/31/23 CBG	155.00
5453000	HS Site Center Bldg Maint	10/4/2023	9896	Day HS/EHS purchase of RO system CBG	1,207.00
5453000	HS Site Center Bldg Maint	10/24/2023	331345	Rio Vista HS purchase of lumber for storage shed platform CB FAC	514.74
5453000	HS Site Center Bldg Maint	10/27/2023	2310-027227	Day EHS service to repair window screen in room 15 CB FAC	18.00
5510000	Supplies	9/30/2023	2000113-11400387 CM	Ozona HS credit for returned color ink cartridges CBG2	(39.78)
5510000	Supplies	10/3/2023	8898791-3741821	Rio Vista HS purchase of stapler for office CBG2	15.28
5510000	Supplies	10/5/2023	0003256	Day HS/EHS purchase of adhesive badges CBG2	110.00
5510000	Supplies	10/12/2023	0003366	Rio Vista HS/EHS purchase of adhesive name labels CBG2	110.00

CVCOG
Vendor Activity - Head Start Citibank P-Card
H05 - HHS-ACF Grant H05, Head Start FY 23-24 06CH010970-05
From 10/1/2023 Through 10/31/2023

Line Item Code	Line Item Title	Document Date	Document Number	Document Description	Expenses
5510000	Supplies	10/16/2023	6694397-2951464	Eldorado HS purchase of backpack for supplies CBG2	34.10
5510000	Supplies	10/17/2023	059515	Head Start purchase of markers CB HS2	4.36
5510000	Supplies	10/17/2023	806802645383	Menard HS/EHS purchase of LaserJet Pro 4301fdn printer CBG2	529.99
5510000	Supplies	10/23/2023	10706622323	HS Admin purchase of laptop charger cord CBG2	45.99
5510000	Supplies	10/24/2023	9334498-5089013	Menard HS/EHS purchase of Wi-Fi range extender CBG2	99.99
5510000	Supplies	10/26/2023	10111691128	Rio Vista HS/EHS purchase of mop bucket with wringer CBG2	49.48
5510000	Supplies	10/27/2023	10112236938	Day HS/EHS purchase of baby wipes - 20 boxes CBG2	434.80
5512000	HS Class Room Supplies	10/4/2023	RQ2164067	Rio Vista EHS service to repair digitizer/screen on iPad from room 2 CB HS2	199.99
5512000	HS Class Room Supplies	10/10/2023	041448	Eden HS purchase of painting and crafting sets CB HS2	35.60
5512000	HS Class Room Supplies	10/24/2023	3952611-9701867	Rio Vista HS purchase of water jugs for classroom portable sinks CBG2	71.96
5512000	HS Class Room Supplies	10/26/2023	1776165-0392248	Eden HS purchase of ink for teachers' printer CBG2	56.98
5515000	HS Disability Supplies	10/20/2023	5380645-4649055	Day HS purchase of disability supplies - sensory chew necklace CBG2	24.95
5518000	HS Diapers and Wipes	10/6/2023	058534	Rio Vista EHS purchase of snacks for Pregnant Mom's Training and diapers and wipes CB HS2	300.34
5760000	HS Site Center Communications	9/8/2023	0708195 09-23	Head Start rural phone/internet service from 09/08/23 to 10/07/23 CBG	599.72
5760000	HS Site Center Communications	10/8/2023	0708195 10-23	Head Start rural phone/internet service from 10/08/23 to 11/07/23 CBG	606.05
5760000	HS Site Center Communications	10/11/2023	07710150890010 10-23	Day HS/EHS phone service for acct# 07710-150890-01-0 from 09/25/23 to 10/24/23 CBG	223.54

CVCOG

Vendor Activity - Head Start Citibank P-Card
H05 - HHS-ACF Grant H05, Head Start FY 23-24 06CH010970-05
From 10/1/2023 Through 10/31/2023

<u>Line Item Code</u>	<u>Line Item Title</u>	<u>Document Date</u>	<u>Document Number</u>	<u>Document Description</u>	<u>Expenses</u>
5760000	HS Site Center Communications	10/17/2023	07710150887017 10-23	Rio Vista HS/EHS internet/phone service for acct# 07710-150887-01-7 from 10/01/23 to 10/31/23 CBG	162.60
5760000	HS Site Center Communications	10/25/2023	07710150503019 10-23	Rio Vista HS/EHS internet service for acct# 07710-150503-01-9 from 10/15/23 to 11/14/23 CBG	324.14
5760000	HS Site Center Communications	10/25/2023	07710150505015 10-23	Day HS/EHS phone/internet service for acct# 07710-150505-01-5 from 10/15/23 to 11/14/23 CBG	367.46
5796000	Safety	10/16/2023	405SP0000240617	Criminal history search for prospective new employee on A.R. (Day HS) CB HR	3.32
5796000	Safety	10/19/2023	405SP0000243903	Criminal history search for prospective new employee on T.C. (Day HS) CB HR	3.32
5796000	Safety	10/23/2023	UZTX52XG4S	Daycare licensing (fingerprinting) for prospective Head Start employee T.C. (Day HS) CB HR	40.58
5796000	Safety	10/25/2023	405SP0000247037	Criminal history search for prospective new employee on J.R. (Day HS/EHS & Rio Vista HS/EHS) CB HR	3.32
Total H05 - HHS-ACF Grant H05, Head Start FY 23-24 06CH010970-05					10,938.35

CVCOG
Vendor Activity - Head Start Citibank P-Card
H06 - Grant H06, CACFP Head Start Nutrition FY 23-24
From 10/1/2023 Through 10/31/2023

Line Item Code	Line Item Title	Document Date	Document Number	Document Description	Expenses
5295000	HS Nutrition Service	10/5/2023	2000112-24906909	Rio Vista EHS purchase of Kendamil formula, oatmeal & rice cereal, and meat baby food CBG2	574.74
5295000	HS Nutrition Service	10/6/2023	2000111-21096488	Day EHS purchase of NeuroPro Gentlease formula - 12 cans CBG2	624.00
5295000	HS Nutrition Service	10/10/2023	029407	Christoval HS purchase of nutrition items CB HS2	165.06
5295000	HS Nutrition Service	10/17/2023	009801	Day HS purchase of special diet nutrition items CB HS2	10.78
5295000	HS Nutrition Service	10/23/2023	2085150-8575462	Eden HS purchase of plant based milk for student on dairy free diet CBG	32.99
5295000	HS Nutrition Service	10/24/2023	036039	Eden HS purchase of plant based milk for child on special diet CB HS2	4.99
5295000	HS Nutrition Service	10/30/2023	081631	Christoval HS purchase of nutrition items CB HS2	205.64
5513000	HS Food Serv Sup	10/2/2023	16N8481522	Day HS/EHS purchase of ServSafe Texas Food Handler online course and exam CB HS2	15.00
5513000	HS Food Serv Sup	10/10/2023	031594	Rio Vista EHS purchase of baby bottles and nipples CB HS2	37.96
5513000	HS Food Serv Sup	10/16/2023	7856155-0657858	Rio Vista EHS purchase of infant nutrition supplies - bottles and nipples CBG2	66.73
5513000	HS Food Serv Sup	10/17/2023	043655	Eden HS and Menard HS/EHS purchase of kitchen supplies and HS ERSEA purchase of supplies for MHMR Fall Festival event CB HS2	242.86
5513000	HS Food Serv Sup	10/20/2023	2000113-74324853	Day HS/EHS and Rio Vista HS/EHS purchase of foil sheets CBG2	103.92
5513000	HS Food Serv Sup	10/23/2023	3749166-2943451	Ozona HS purchase of dishwasher cleaner/disinfectant CBG2	29.88
5513000	HS Food Serv Sup	10/23/2023	3749166-2943451-1	Ozona HS purchase of sink set, rinse aid, safety gate, paper cups, and dishwasher pods CBG2	168.83

CVCOG

Vendor Activity - Head Start Citibank P-Card
H06 - Grant H06, CACFP Head Start Nutrition FY 23-24
From 10/1/2023 Through 10/31/2023

<u>Line Item Code</u>	<u>Line Item Title</u>	<u>Document Date</u>	<u>Document Number</u>	<u>Document Description</u>	<u>Expenses</u>
5513000	HS Food Serv Sup	10/27/2023	003442	Rio Vista EHS purchase of bottle nipples - 4 boxes CB HS	15.92
5513000	HS Food Serv Sup	10/30/2023	7856155-0657858 CM	Rio Vista EHS credit for returned bottle nipples CBG2	(41.57)
				Total H06 - Grant H06, CACFP Head Start Nutrition FY 23-24	2,257.73
Report Opening/Current Balance					
Report Transaction Totals					13,932.02
Report Current Balances					

CVCOG

Vendor Activity - Head Start Deans Dairy Corporate
H06 - Grant H06, CACFP Head Start Nutrition FY 23-24
From 10/1/2023 Through 10/31/2023

<u>Line Item Code</u>	<u>Line Item Title</u>	<u>Document Date</u>	<u>Document Number</u>	<u>Document Description</u>	<u>Expenses</u>
5295000	HS Nutrition Service	10/2/2023	652255798	Day HS/EHS purchase of milk for children - 45 whole 9/CS, 117 1% 9/CS, and 12 2% lactose free 6BX	529.55
5295000	HS Nutrition Service	10/3/2023	650654124	Eden HS purchase of milk for children - 10 1% 9/CS	29.39
5295000	HS Nutrition Service	10/3/2023	652060110	Rio Vista HS/EHS purchase of milk for children - 18 whole 9/CS, 162 1% 9/CS, and 12 skim lactose free 6BX	581.50
5295000	HS Nutrition Service	10/4/2023	650654131	Menard HS/EHS purchase of milk for children - 18 1% 9/CS	52.91
5295000	HS Nutrition Service	10/4/2023	650654132	Menard EHS purchase of milk for children - 3 whole 9/CS	8.90
5295000	HS Nutrition Service	10/4/2023	650654133	Eldorado HS purchase of milk for children - 8 1% 9/CS	23.51
5295000	HS Nutrition Service	10/4/2023	652255832	Ozona HS purchase of milk for children - 6 1% 4/CS	30.59
5295000	HS Nutrition Service	10/6/2023	652255874	Day HS/EHS purchase of milk for children - 45 whole 9/CS, 216 1% 9/CS, and 12 2% lactose free 6BX	820.54
5295000	HS Nutrition Service	10/10/2023	650654514	Eden HS purchase of milk for children - 18 1% 9/CS	52.91
5295000	HS Nutrition Service	10/10/2023	652060403	Rio Vista HS/EHS purchase of milk for children - 18 whole 9/CS, 153 1% 9/CS, and 12 2% lactose free 6BX	555.30
5295000	HS Nutrition Service	10/11/2023	650654522	Menard HS/EHS purchase of milk for children - 2 whole 9/CS and 27 1% 9/CS	85.29
5295000	HS Nutrition Service	10/11/2023	650654523	Eldorado HS purchase of milk for children - 9 1% 9/CS	26.45
5295000	HS Nutrition Service	10/11/2023	652256136	Ozona HS purchase of milk for children - 12 1% 9/CS	35.27
5295000	HS Nutrition Service	10/16/2023	652256407	Day HS/EHS purchase of milk for children - 18 whole 9/CS and 162 1% 9/CS	529.55
5295000	HS Nutrition Service	10/17/2023	650654911	Eden HS purchase of milk for children - 18 1% 9/CS	52.91

CVCOG

Vendor Activity - Head Start Deans Dairy Corporate
H06 - Grant H06, CACFP Head Start Nutrition FY 23-24
From 10/1/2023 Through 10/31/2023

<u>Line Item Code</u>	<u>Line Item Title</u>	<u>Document Date</u>	<u>Document Number</u>	<u>Document Description</u>	<u>Expenses</u>
5295000	HS Nutrition Service	10/17/2023	650654913	Eden HS credit for returned milk - 10 1% 9/CS	(29.39)
5295000	HS Nutrition Service	10/17/2023	652060693	Rio Vista HS/EHS purchase of milk for children - 18 whole 9/CS and 144 1% 9/CS	476.64
5295000	HS Nutrition Service	10/18/2023	650654919	Menard HS/EHS purchase of milk for children - 26 1% 9/CS	76.42
5295000	HS Nutrition Service	10/18/2023	650654921	Eldorado HS purchase of milk for children - 10 1% 9/CS	29.39
5295000	HS Nutrition Service	10/18/2023	652256443	Ozona HS purchase of milk for children - 12 1% 4/CS	61.18
5295000	HS Nutrition Service	10/23/2023	652256714	Day HS/EHS purchase of milk for children - 36 whole 9/CS and 126 1% 9/CS	477.10
5295000	HS Nutrition Service	10/24/2023	650655301	Eden HS purchase of milk for children - 10 1% 9/CS	29.39
5295000	HS Nutrition Service	10/24/2023	650655307	Menard HS/EHS purchase of milk for children - 2 whole 9/CS and 21 1% 9/CS	67.66
5295000	HS Nutrition Service	10/24/2023	652060982	Rio Vista HS/EHS purchase of milk for children - 18 whole 9/CS and 142 1% 9/CS	470.76
5295000	HS Nutrition Service	10/25/2023	650655314	Eldorado HS purchase of milk for children - 12 1% 9/CS	35.27
5295000	HS Nutrition Service	10/25/2023	652256744	Ozona HS purchase of milk for children - 12 1% 4/CS	61.18
5295000	HS Nutrition Service	10/30/2023	652257016	Day HS/EHS purchase of milk for children - 36 whole 9/CS and 162 1% 9/CS	582.92
5295000	HS Nutrition Service	10/31/2023	650655694	Eden HS purchase of milk for children - 10 1% 9/CS	29.39
5295000	HS Nutrition Service	10/31/2023	652061266	Rio Vista HS/EHS purchase of milk for children - 18 whole 9/CS, 234 1% 9/CS, and 6 skim lactose free 6BX	767.16
5295000	HS Nutrition Service	10/31/2023	652061277	Rio Vista HS/EHS purchase of milk for children - 6 skim lactose free 6BX	25.98

CVCOG

Vendor Activity - Head Start Deans Dairy Corporate
H06 - Grant H06, CACFP Head Start Nutrition FY 23-24
From 10/1/2023 Through 10/31/2023

<u>Line Item Code</u>	<u>Line Item Title</u>	<u>Document Date</u>	<u>Document Number</u>	<u>Document Description</u>	<u>Expenses</u>	
					<u>6,575.62</u>	Transaction Total
				Total H06 - Grant H06, CACFP Head Start Nutrition FY 23-24	<u>6,575.62</u>	
					<u> </u>	
	Report Opening/Current Balance				<u> </u>	
	Report Transaction Totals				<u>6,575.62</u>	
					<u> </u>	
	Report Current Balances				<u> </u>	
					<u> </u>	

CVCOG

Vendor Activity - Head Start First Financial Credit Card
H05 - HHS-ACF Grant H05, Head Start FY 23-24 06CH010970-05
From 10/1/2023 Through 10/31/2023

Line Item Code	Line Item Title	Document Date	Document Number	Document Description	Expenses	
5351000	Fuel	10/3/2023	513015	Head Start purchase of fuel for program vehicle FF SH	37.01	
5351000	Fuel	10/12/2023	412112	Head Start purchase of fuel for program car #2 FF SH	46.87	
5351000	Fuel	10/13/2023	773531	Head Start purchase of fuel for program car #1 FF SH	50.83	
5351000	Fuel	10/24/2023	614231	Head Start purchase of fuel for program vehicle FF SH	35.19	
					<u>169.90</u>	Transaction Total
				Total H05 - HHS-ACF Grant H05, Head Start FY 23-24 06CH010970-05	169.90	
	Report Opening/Current Balance					
	Report Transaction Totals				169.90	
	Report Current Balances					

CVCOG

Vendor Activity - Head Start Lowes Pay and Save
H04 - Grant H04, CACFP Head Start Nutrition FY 22-23
From 10/1/2023 Through 10/31/2023

<u>Line Item Code</u>	<u>Line Item Title</u>	<u>Document Date</u>	<u>Document Number</u>	<u>Document Description</u>	<u>Expenses</u>	
5295000	HS Nutrition Service	9/27/2023	230927-147-2-2-22	Eden HS purchase of nutrition items	<u>9.72</u>	
					<u>9.72</u>	Transaction Total
				Total H04 - Grant H04, CACFP Head Start Nutrition FY 22-23	9.72	

CVCOG

Vendor Activity - Head Start Lowes Pay and Save
H05 - HHS-ACF Grant H05, Head Start FY 23-24 06CH010970-05
From 10/1/2023 Through 10/31/2023

<u>Line Item Code</u>	<u>Line Item Title</u>	<u>Document Date</u>	<u>Document Number</u>	<u>Document Description</u>	<u>Expenses</u>
5453000	HS Site Center Bldg Maint	10/26/2023	231026-377-1-1-14	Menard HS/EHS purchase of nutrition items and maintenance supplies	1.49
				Total H05 - HHS-ACF Grant H05, Head Start FY 23-24 06CH010970-05	1.49

CVCOG

Vendor Activity - Head Start Lowes Pay and Save
H06 - Grant H06, CACFP Head Start Nutrition FY 23-24
From 10/1/2023 Through 10/31/2023

<u>Line Item Code</u>	<u>Line Item Title</u>	<u>Document Date</u>	<u>Document Number</u>	<u>Document Description</u>	<u>Expenses</u>
5295000	HS Nutrition Service	10/2/2023	231002-168-1-1-77	Eldorado HS purchase of nutrition items	15.26
5295000	HS Nutrition Service	10/2/2023	231002-187-2-2-20	Eden HS purchase of nutrition items	50.41
5295000	HS Nutrition Service	10/3/2023	231003-377-1-1-46	Menard HS/EHS purchase of nutrition items	26.45
5295000	HS Nutrition Service	10/4/2023	231004-187-2-2-6	Eden HS purchase of nutrition items	6.77
5295000	HS Nutrition Service	10/6/2023	231006-179-1-1-27	Eldorado HS purchase of nutrition items	3.29
5295000	HS Nutrition Service	10/6/2023	231006-245-3-3-71	Ozona HS purchase of nutrition items	102.42
5295000	HS Nutrition Service	10/9/2023	231009-333-1-1-65	Menard HS/EHS purchase of nutrition items	35.54
5295000	HS Nutrition Service	10/10/2023	231010-187-2-2-78	Eden HS purchase of nutrition items	55.62
5295000	HS Nutrition Service	10/10/2023	231010-245-3-3-98	Ozona HS purchase of nutrition items	6.83
5295000	HS Nutrition Service	10/11/2023	231011-21-1-1-28	Eldorado HS purchase of nutrition items	39.77
5295000	HS Nutrition Service	10/12/2023	231012-333-1-1-49	Menard HS/EHS purchase of nutrition items	11.73
5295000	HS Nutrition Service	10/13/2023	231013-179-1-1-11	Eldorado HS purchase of nutrition items	1.78
5295000	HS Nutrition Service	10/13/2023	231013-245-3-3-44	Ozona HS purchase of nutrition items	98.45
5295000	HS Nutrition Service	10/13/2023	231013-65-3-3-3	Eden HS purchase of nutrition items	3.59
5295000	HS Nutrition Service	10/16/2023	231016-21-1-1-21	Eldorado HS purchase of nutrition items	18.68
5295000	HS Nutrition Service	10/16/2023	231016-377-2-2-20	Menard HS/EHS purchase of nutrition items	19.53
5295000	HS Nutrition Service	10/18/2023	231018-177-2-2-11	Eden HS purchase of nutrition items	9.96
5295000	HS Nutrition Service	10/18/2023	231018-333-1-1-31	Menard HS/EHS purchase of nutrition items	39.88
5295000	HS Nutrition Service	10/19/2023	231019-245-3-3-75	Ozona HS purchase of nutrition items	99.25
5295000	HS Nutrition Service	10/23/2023	231023-187-2-2-14	Eden HS purchase of nutrition items	43.05
5295000	HS Nutrition Service	10/23/2023	231023-333-3-3-44	Menard HS/EHS purchase of nutrition items	34.97
5295000	HS Nutrition Service	10/25/2023	231025-177-2-2-30	Eden HS purchase of nutrition items	14.15
5295000	HS Nutrition Service	10/25/2023	231025-179-1-1-15	Eldorado HS purchase of nutrition items	8.94
5295000	HS Nutrition Service	10/25/2023	231025-289-1-1-6	Ozona HS purchase of nutrition items	7.98
5295000	HS Nutrition Service	10/26/2023	231026-120-1-1-24	Eldorado HS purchase of nutrition items	36.19
5295000	HS Nutrition Service	10/26/2023	231026-377-1-1-14	Menard HS/EHS purchase of nutrition items and maintenance supplies	13.95
5295000	HS Nutrition Service	10/27/2023	231027-245-3-3-11	Ozona HS purchase of nutrition items	81.01
5295000	HS Nutrition Service	10/30/2023	231030-187-2-2-21	Eden HS purchase of nutrition items	<u>51.18</u>

CVCOG

Vendor Activity - Head Start Lowes Pay and Save
H06 - Grant H06, CACFP Head Start Nutrition FY 23-24
From 10/1/2023 Through 10/31/2023

<u>Line Item Code</u>	<u>Line Item Title</u>	<u>Document Date</u>	<u>Document Number</u>	<u>Document Description</u>	<u>Expenses</u>
				Total H06 - Grant H06, CACFP Head Start Nutrition FY 23-24	936.63
	Report Opening/Current Balance				
	Report Transaction Totals				947.84
	Report Current Balances				

CVCOG
Vendor Activity - Head Start Sysco
H06 - Grant H06, CACFP Head Start Nutrition FY 23-24
From 10/1/2023 Through 10/31/2023

Line Item Code	Line Item Title	Document Date	Document Number	Document Description	Expenses
5295000	HS Nutrition Service	10/3/2023	278695239	Rio Vista HS/EHS purchase of nutrition items for children and kitchen supplies	2,431.14
5295000	HS Nutrition Service	10/4/2023	278696024	Eden HS purchase of nutrition items for children	1,035.82
5295000	HS Nutrition Service	10/5/2023	278696751	Eldorado HS purchase of nutrition items for children	378.82
5295000	HS Nutrition Service	10/5/2023	278696789	Day HS/EHS purchase of nutrition items for children and kitchen supplies	3,401.35
5295000	HS Nutrition Service	10/7/2023	278698304	Ozona HS credit - Customer Incentive Program	(2.44)
5295000	HS Nutrition Service	10/9/2023	278699372	Eldorado HS purchase of nutrition items for children	40.85
5295000	HS Nutrition Service	10/9/2023	278699373	Eldorado HS purchase of nutrition items for children	16.61
5295000	HS Nutrition Service	10/10/2023	278700194	Rio Vista HS/EHS purchase of nutrition items for children and kitchen supplies	2,242.59
5295000	HS Nutrition Service	10/11/2023	278700891	Menard HS/EHS purchase of nutrition items for children and kitchen supplies	1,040.72
5295000	HS Nutrition Service	10/12/2023	278701693	Ozona HS purchase of nutrition items for children and kitchen supplies	457.41
5295000	HS Nutrition Service	10/12/2023	278701732	Day HS/EHS purchase of nutrition items for children and kitchen supplies	2,175.17
5295000	HS Nutrition Service	10/14/2023	278703262	Day HS/EHS credit - Customer Incentive Program	(3.82)
5295000	HS Nutrition Service	10/14/2023	278703265	Rio Vista HS/EHS credit - Customer Incentive Program	(2.55)
5295000	HS Nutrition Service	10/14/2023	278703507	Rio Vista HS/EHS purchase of nutrition items for children	47.57
5295000	HS Nutrition Service	10/17/2023	278705323	Rio Vista HS/EHS purchase of nutrition items for children and kitchen supplies	3,338.99
5295000	HS Nutrition Service	10/19/2023	278706823	Day HS/EHS purchase of nutrition items for children and kitchen supplies	3,414.82
5295000	HS Nutrition Service	10/24/2023	278710336	Rio Vista HS/EHS purchase of nutrition items for children and kitchen supplies	4,131.79
5295000	HS Nutrition Service	10/26/2023	278711599	Day HS/EHS purchase of nutrition items for children	81.70

CVCOG
Vendor Activity - Head Start Sysco
H06 - Grant H06, CACFP Head Start Nutrition FY 23-24
From 10/1/2023 Through 10/31/2023

Line Item Code	Line Item Title	Document Date	Document Number	Document Description	Expenses
5295000	HS Nutrition Service	10/26/2023	278711812	Ozona HS purchase of nutrition items for children	826.65
5295000	HS Nutrition Service	10/26/2023	278711825	Eldorado HS purchase of nutrition items for children and kitchen supplies	636.31
5295000	HS Nutrition Service	10/26/2023	278711866	Day HS/EHS purchase of nutrition items for children and kitchen supplies	5,064.14
5295000	HS Nutrition Service	10/30/2023	278714480	Day HS/EHS purchase of nutrition items for children	163.40
5295000	HS Nutrition Service	10/31/2023	278715230	Rio Vista HS/EHS purchase of nutrition items for children and kitchen supplies	3,762.46
5513000	HS Food Serv Sup	10/3/2023	278695239	Rio Vista HS/EHS purchase of nutrition items for children and kitchen supplies	295.38
5513000	HS Food Serv Sup	10/5/2023	278696789	Day HS/EHS purchase of nutrition items for children and kitchen supplies	72.84
5513000	HS Food Serv Sup	10/10/2023	278700194	Rio Vista HS/EHS purchase of nutrition items for children and kitchen supplies	603.10
5513000	HS Food Serv Sup	10/11/2023	278700891	Menard HS/EHS purchase of nutrition items for children and kitchen supplies	60.32
5513000	HS Food Serv Sup	10/12/2023	278701693	Ozona HS purchase of nutrition items for children and kitchen supplies	35.55
5513000	HS Food Serv Sup	10/12/2023	278701732	Day HS/EHS purchase of nutrition items for children and kitchen supplies	559.74
5513000	HS Food Serv Sup	10/17/2023	278705323	Rio Vista HS/EHS purchase of nutrition items for children and kitchen supplies	237.64
5513000	HS Food Serv Sup	10/19/2023	278706823	Day HS/EHS purchase of nutrition items for children and kitchen supplies	343.81
5513000	HS Food Serv Sup	10/24/2023	278710336	Rio Vista HS/EHS purchase of nutrition items for children and kitchen supplies	317.70
5513000	HS Food Serv Sup	10/26/2023	278711825	Eldorado HS purchase of nutrition items for children and kitchen supplies	29.96
5513000	HS Food Serv Sup	10/26/2023	278711866	Day HS/EHS purchase of nutrition items for children and kitchen supplies	471.05
5513000	HS Food Serv Sup	10/31/2023	278715230	Rio Vista HS/EHS purchase of nutrition items for children and kitchen supplies	491.11
					38,197.70
					Transaction Total

CVCOG

Vendor Activity - Head Start Sysco
H06 - Grant H06, CACFP Head Start Nutrition FY 23-24
From 10/1/2023 Through 10/31/2023

<u>Line Item Code</u>	<u>Line Item Title</u>	<u>Document Date</u>	<u>Document Number</u>	<u>Document Description</u>	<u>Expenses</u>
				Total H06 - Grant H06, CACFP Head Start Nutrition FY 23-24	38,197.70
	Report Opening/Current Balance				
	Report Transaction Totals				38,197.70
	Report Current Balances				

CVCOG

Vendor Activity - Head Start West Texas Fire Extinguisher
H05 - HHS-ACF Grant H05, Head Start FY 23-24 06CH010970-05
From 10/1/2023 Through 10/31/2023

<u>Line Item Code</u>	<u>Line Item Title</u>	<u>Document Date</u>	<u>Document Number</u>	<u>Document Description</u>	<u>Expenses</u>
5510000	Supplies	10/4/2023	284874	Day HS purchase of disinfecting wipes, glass cleaner, disinfectant, paper towels, toilet tissue, and hand soap	427.08
5510000	Supplies	10/4/2023	284897	Rio Vista HS/EHS purchase of disinfectant deodorant, paper towels, trash can liners, vacuum bags, dish detergent, air freshener, toilet tissue, and hand soap	424.13
5510000	Supplies	10/5/2023	285039	Day EHS purchase of dish detergent, disinfectant floor cleaner, bleach, hand soap, paper towels, and trash can liners	327.64
5510000	Supplies	10/10/2023	284519	Ozona HS purchase of plastic cups, disinfectants/cleansers, hand soap, facial tissue, and nitrile gloves	201.68
5510000	Supplies	10/16/2023	284897-01	Rio Vista HS/EHS purchase of disinfectant cleaner and air freshener spray	40.12
5510000	Supplies	10/17/2023	285039-01	Day EHS purchase of disinfectant cleaners	35.62
5510000	Supplies	10/18/2023	285777	Rio Vista HS purchase of paper towels, toilet tissue, air freshener spray, and all purpose cleaner	191.08
5510000	Supplies	10/19/2023	284353-02	Menard HS/EHS purchase of sanitizer	11.31
5510000	Supplies	10/24/2023	284353-03	Menard HS/EHS purchase of sanitizer	8.08
5510000	Supplies	10/24/2023	284519-01	Ozona HS purchase of sanitizer	24.25
5510000	Supplies	10/25/2023	286162	Day EHS purchase of disinfectants, bowl cleaner, paper towels, toilet tissue, nitrile gloves, and trash can liners	306.07
5510000	Supplies	10/25/2023	286170	Rio Vista HS/EHS purchase of mop handles and bucket, disposable towels, toilet tissue, trash can liners, sanitizer, and hand soap	224.20
5510000	Supplies	10/26/2023	286262	Rio Vista HS purchase of hand soap	23.70

CVCOG

Vendor Activity - Head Start West Texas Fire Extinguisher
H05 - HHS-ACF Grant H05, Head Start FY 23-24 06CH010970-05
From 10/1/2023 Through 10/31/2023

<u>Line Item Code</u>	<u>Line Item Title</u>	<u>Document Date</u>	<u>Document Number</u>	<u>Document Description</u>	<u>Expenses</u>	
5512000	HS Class Room Supplies	10/4/2023	284897	Rio Vista HS/EHS purchase of disinfectant deodorant, paper towels, trash can liners, vacuum bags, dish detergent, air freshener, toilet tissue, and hand soap	480.85	
5512000	HS Class Room Supplies	10/16/2023	284897-01	Rio Vista HS/EHS purchase of disinfectant cleaner and air freshener spray	40.12	
5512000	HS Class Room Supplies	10/18/2023	285777	Rio Vista HS purchase of paper towels, toilet tissue, air freshener spray, and all purpose cleaner	191.09	
5512000	HS Class Room Supplies	10/18/2023	285778	Day HS/EHS purchase of nitrile gloves - large (3 boxes) and x-large (20 boxes)	252.68	
5512000	HS Class Room Supplies	10/19/2023	284353-02	Menard HS/EHS purchase of sanitizer	11.32	
5512000	HS Class Room Supplies	10/23/2023	283296-02	Day HS/EHS purchase of shop rags - 8 boxes	144.00	
5512000	HS Class Room Supplies	10/23/2023	285778-01	Day HS/EHS purchase of classroom supplies - large disposable gloves (17 boxes)	189.72	
5512000	HS Class Room Supplies	10/24/2023	284353-03	Menard HS/EHS purchase of sanitizer	8.08	
5512000	HS Class Room Supplies	10/25/2023	286170	Rio Vista HS/EHS purchase of mop handles and bucket, disposable towels, toilet tissue, trash can liners, sanitizer, and hand soap	224.19	
5512000	HS Class Room Supplies	10/26/2023	286262	Rio Vista HS purchase of hand soap	23.70	
					<u>3,810.71</u>	Transaction Total
				Total H05 - HHS-ACF Grant H05, Head Start FY 23-24 06CH010970-05	3,810.71	

CVCOG

Vendor Activity - Head Start West Texas Fire Extinguisher
H06 - Grant H06, CACFP Head Start Nutrition FY 23-24
From 10/1/2023 Through 10/31/2023

<u>Line Item Code</u>	<u>Line Item Title</u>	<u>Document Date</u>	<u>Document Number</u>	<u>Document Description</u>	<u>Expenses</u>
5513000	HS Food Serv Sup	10/4/2023	284897	Rio Vista HS/EHS purchase of disinfectant deodorant, paper towels, trash can liners, vacuum bags, dish detergent, air freshener, toilet tissue, and hand soap	197.28
5513000	HS Food Serv Sup	10/16/2023	284897-01	Rio Vista HS/EHS purchase of disinfectant cleaner and air freshener spray	21.22
5513000	HS Food Serv Sup	10/18/2023	285765	Day HS/EHS purchase of kitchen supplies - disinfecting wipes and disposable towels	188.48
5513000	HS Food Serv Sup	10/19/2023	284353-02	Menard HS/EHS purchase of sanitizer	11.32
5513000	HS Food Serv Sup	10/23/2023	285765-01	Day HS/EHS purchase of kitchen supplies - disposable gloves (4 boxes XL)	43.84
5513000	HS Food Serv Sup	10/24/2023	284353-03	Menard HS/EHS purchase of sanitizer	8.09
5513000	HS Food Serv Sup	10/25/2023	286170	Rio Vista HS/EHS purchase of mop handles and bucket, disposable towels, toilet tissue, trash can liners, sanitizer, and hand soap	41.29
Total H06 - Grant H06, CACFP Head Start Nutrition FY 23-24					511.52
Report Opening/Current Balance					
Report Transaction Totals					4,322.23
Report Current Balances					

CVCOG
 Summary Budget Comparison - DIR-Grant H06, Head Start Nutrition 23-24
 From 10/1/2023 Through 11/30/2023

Account Code	Account Title	YTD Budget \$ - Original	YTD Actual	YTD Budget \$ Variance - Original	Percent Total Budget Used - Original
H06	Grant H06, CACFP Head Start Nutrition FY 23-24				
004	Revenue				
4221000	CACFP Nutrition CFDA 10.558	883,031.76	121,220.65	(761,811.11)	13.72%
Total 004	Revenue	883,031.76	121,220.65	(761,811.11)	13.73%
407	Head Start Nutrition				
5110000	General Wages	57,969.62	0.00	57,969.62	0.00%
5151000	Medicare Tax	840.57	0.00	840.57	0.00%
5172000	Workers Comp Insurance	1,266.20	0.00	1,266.20	0.00%
5173000	SUTA	23.28	0.00	23.28	0.00%
5174000	Health Insurance Benefit	24,589.55	0.00	24,589.55	0.00%
5175000	Dental Insurance Benefit	950.97	0.00	950.97	0.00%
5176000	Life Insurance Benefit	459.12	0.00	459.12	0.00%
5177000	HSA Insurance Benefit	2,516.26	0.00	2,516.26	0.00%
5181000	Retirement	6,447.68	0.00	6,447.68	0.00%
5199000	Indirect Allocation	4,604.62	0.00	4,604.62	0.00%
5291000	Contract Services	45,000.00	2,524.55	42,475.45	5.61%
5295000	HS Nutrition Service	688,163.89	82,325.62	605,838.27	11.96%
5513000	HS Food Serv Sup	50,000.00	15,654.38	34,345.62	31.30%
5753000	Dues and fees	200.00	0.00	200.00	0.00%
Total 407	Head Start Nutrition	(883,031.76)	(100,504.55)	782,527.21	11.38%
Report Difference		0.00	20,716.10	20,716.10	100.00%

CVCOG
 Summary Budget Comparison - DIR-Grant H05, Head Start FY 23-24
 From 6/1/2023 Through 11/30/2023

Account Code	Account Title	YTD Budget \$ - Original	YTD Actual	YTD Budget \$ Variance - Original	Percent Total Budget Used - Original
H05	HHS-ACF Grant H05, Head Start FY 23-24 06CH010970-05				
004	Revenue				
4173000	HHS-ACF Head Start CFDA 93.600	7,395,208.00	3,564,050.14	(3,831,157.86)	48.19%
4411000	IK Contributions	1,848,802.00	619,097.13	(1,229,704.87)	33.48%
4523000	Local Revenue	11,409.73	649.83	(10,759.90)	5.69%
Total 004	Revenue	9,255,419.73	4,183,797.10	(5,071,622.63)	45.20%
400	Head Start CAN NO 9-G064122				
5110000	General Wages	2,421,618.85	1,246,314.55	1,175,304.30	51.46%
5118000	General Overtime Hours	38.07	38.07	0.00	100.00%
5150000	Vacation Time Allocation	26,228.64	13,334.67	12,893.97	50.84%
5151000	Medicare Tax	34,460.07	17,354.75	17,105.32	50.36%
5172000	Workers Comp Insurance	18,822.84	12,574.48	6,248.36	66.80%
5173000	SUTA	1,421.58	94.68	1,326.90	6.66%
5174000	Health Insurance Benefit	756,427.30	346,150.17	410,277.13	45.76%
5175000	Dental Insurance Benefit	27,109.75	12,239.26	14,870.49	45.14%
5176000	Life Insurance Benefit	16,856.19	8,388.18	8,468.01	49.76%
5177000	HSA Insurance Benefit	79,592.54	10,949.65	68,642.89	13.75%
5181000	Retirement	268,833.36	135,057.35	133,776.01	50.23%
5199000	Indirect Allocation	244,982.89	118,728.04	126,254.85	48.46%
5200000	Employee Health and Welfare	9,611.20	0.00	9,611.20	0.00%
5206000	HR Service Center	128,992.17	78,475.94	50,516.23	60.83%
5207000	Procurement Service Center	40,535.43	24,557.21	15,978.22	60.58%
5208000	Information Technology Service Center	64,545.00	41,598.12	22,946.88	64.44%
5291000	Contract Services	53,400.44	42,265.37	11,135.07	79.14%
5293000	HS Health & Disab Svc	2,322.03	108.32	2,213.71	4.66%
5294000	HS Policy Council	1,053.67	0.00	1,053.67	0.00%
5295000	HS Nutrition Service	3,999.01	0.00	3,999.01	0.00%
5296000	HS Parent Service	2,345.27	647.87	1,697.40	27.62%
5309000	Travel-In Region	3,684.07	547.86	3,136.21	14.87%
5351000	Fuel	960.00	583.05	376.95	60.73%
5361000	Vehicle Maintenance	200.00	62.90	137.10	31.45%
5413000	HS Site Rent	80,185.90	74,652.25	5,533.65	93.09%
5433000	HS Site Center Utilities	64,884.07	39,005.35	25,878.72	60.11%
5451000	Facility Allocation	92,562.39	18,970.96	73,591.43	20.49%

CVCOG
Summary Budget Comparison - DIR-Grant H05, Head Start FY 23-24
From 6/1/2023 Through 11/30/2023

Account Code	Account Title	YTD Budget \$ - Original	YTD Actual	YTD Budget \$ Variance - Original	Percent Total Budget Used - Original
5453000	HS Site Center Bldg Maint	63,895.98	33,896.35	29,999.63	53.04%
5506000	Janitorial and Facility Supplies	14,615.28	0.00	14,615.28	0.00%
5509000	HS Delegate Supplies	97,916.44	0.00	97,916.44	0.00%
5510000	Supplies	42,411.70	15,441.59	26,970.11	36.40%
5512000	HS Class Room Supplies	54,345.08	15,342.63	39,002.45	28.23%
5514000	HS Medical Supplies	6,037.29	2,081.88	3,955.41	34.48%
5515000	HS Disability Supplies	4,489.27	24.95	4,464.32	0.55%
5518000	HS Diapers and Wipes	9,012.16	2,095.76	6,916.40	23.25%
5622000	Internal Computer/Software	110,606.60	14,456.11	96,150.49	13.06%
5632000	Copier	28,424.29	12,144.81	16,279.48	42.72%
5711000	Insurance	9,496.42	3,578.23	5,918.19	37.67%
5721000	Printing	1,548.02	1,403.00	145.02	90.63%
5722000	Ads & Promotions	1,935.03	200.00	1,735.03	10.33%
5734000	HS Capital Playground	36,011.00	36,011.00	0.00	100.00%
5753000	Dues and fees	2,082.01	729.86	1,352.15	35.05%
5760000	HS Site Center Communications	11,845.00	9,960.24	1,884.76	84.08%
5762000	Postage/freight	1,161.02	501.64	659.38	43.20%
5791000	Other	27,786.89	27,786.89	0.00	100.00%
5796000	Safety	1,818.61	646.45	1,172.16	35.54%
Total 400	Head Start CAN NO 9-G064122	(4,971,110.82)	(2,419,000.44)	2,552,110.38	48.66%
401	Early Head Start CAN NO 9-G064122				
5110000	General Wages	1,231,723.66	644,597.06	587,126.60	52.33%
5118000	General Overtime Hours	6.81	6.81	0.00	100.00%
5119000	Holiday Work Time	759.60	759.60	0.00	100.00%
5150000	Vacation Time Allocation	13,220.16	2,645.10	10,575.06	20.00%
5151000	Medicare Tax	18,144.13	9,022.20	9,121.93	49.72%
5172000	Workers Comp Insurance	8,873.31	5,566.23	3,307.08	62.73%
5173000	SUTA	756.25	49.17	707.08	6.50%
5174000	Health Insurance Benefit	425,318.11	182,171.82	243,146.29	42.83%
5175000	Dental Insurance Benefit	14,229.27	6,482.48	7,746.79	45.55%
5176000	Life Insurance Benefit	9,098.13	4,341.31	4,756.82	47.71%
5177000	HSA Insurance Benefit	43,987.83	7,290.37	36,697.46	16.57%
5181000	Retirement	141,550.10	70,004.81	71,545.29	49.45%
5199000	Indirect Allocation	126,609.71	61,382.17	65,227.54	48.48%

CVCOG
Summary Budget Comparison - DIR-Grant H05, Head Start FY 23-24
From 6/1/2023 Through 11/30/2023

Account Code	Account Title	YTD Budget \$ - Original	YTD Actual	YTD Budget \$ Variance - Original	Percent Total Budget Used - Original
5200000	Employee Health and Welfare	1,439.40	0.00	1,439.40	0.00%
5206000	HR Service Center	57,471.27	23,440.87	34,030.40	40.78%
5207000	Procurement Service Center	11,835.16	7,335.28	4,499.88	61.97%
5208000	Information Technology Service Center	28,757.43	12,425.41	16,332.02	43.20%
5291000	Contract Services	3,877.97	3,019.56	858.41	77.86%
5293000	HS Health & Disab Svc	677.97	31.64	646.33	4.66%
5294000	HS Policy Council	130.03	0.00	130.03	0.00%
5295000	HS Nutrition Service	225.99	0.00	225.99	0.00%
5296000	HS Parent Service	497.43	380.78	116.65	76.54%
5309000	Travel-In Region	1,255.93	129.77	1,126.16	10.33%
5351000	Fuel	100.00	90.73	9.27	90.73%
5413000	HS Site Rent	25,805.91	23,786.75	2,019.16	92.17%
5433000	HS Site Center Utilities	27,530.79	11,150.86	16,379.93	40.50%
5451000	Facility Allocation	9,764.19	4,742.74	5,021.45	48.57%
5453000	HS Site Center Bldg Maint	18,871.91	11,119.84	7,752.07	58.92%
5506000	Janitorial and Facility Supplies	3,066.51	0.00	3,066.51	0.00%
5509000	HS Delegate Supplies	4,155.72	0.00	4,155.72	0.00%
5510000	Supplies	16,257.62	4,777.71	11,479.91	29.38%
5512000	HS Class Room Supplies	9,541.47	3,974.03	5,567.44	41.65%
5514000	HS Medical Supplies	1,762.71	614.02	1,148.69	34.83%
5515000	HS Disability Supplies	1,310.73	0.00	1,310.73	0.00%
5518000	HS Diapers and Wipes	8,956.99	960.27	7,996.72	10.72%
5622000	Internal Computer/Software	59,966.74	4,245.88	55,720.86	7.08%
5632000	Copier	3,375.71	3,197.37	178.34	94.71%
5711000	Insurance	1,762.95	692.78	1,070.17	39.29%
5721000	Printing	2,269.62	1,213.12	1,056.50	53.45%
5753000	Dues and fees	417.99	109.00	308.99	26.07%
5760000	HS Site Center Communications	2,243.60	2,088.66	154.94	93.09%
5762000	Postage/freight	188.98	0.00	188.98	0.00%
5796000	Safety	619.39	217.61	401.78	35.13%
Total 401	Early Head Start CAN NO 9-G064122	(2,338,415.18)	(1,114,063.81)	1,224,351.37	47.64%
402	Head Start T&TA CAN NO 9-G064120				
5308000	Head Start T & T A	56,824.00	14,197.54	42,626.46	24.98%
Total 402	Head Start T&TA CAN NO 9-G064120	(56,824.00)	(14,197.54)	42,626.46	24.98%

CVCOG
 Summary Budget Comparison - DIR-Grant H05, Head Start FY 23-24
 From 6/1/2023 Through 11/30/2023

Account Code	Account Title	YTD Budget \$ - Original	YTD Actual	YTD Budget \$ Variance - Original	Percent Total Budget Used - Original
403	Early Head Start T&TA CAN NO 9-G064121				
5308000	Head Start T & T A	28,858.00	16,788.35	12,069.65	58.17%
Total 403	Early Head Start T&TA CAN NO 9-G064121	(28,858.00)	(16,788.35)	12,069.65	58.17%
409	Head Start InKind				
6791000	InKind Other	1,848,802.00	619,097.13	1,229,704.87	33.48%
Total 409	Head Start InKind	(1,848,802.00)	(619,097.13)	1,229,704.87	33.49%
997	Non Project				
5453000	HS Site Center Bldg Maint	11,409.73	649.83	10,759.90	5.69%
Total 997	Non Project	(11,409.73)	(649.83)	10,759.90	5.69%
	Total Expenditures	(9,255,419.73)	(4,183,797.10)	5,071,622.63	45.20%
	Total Revenue Over Expenditures	0.00	0.00	0.00	0.00%
	Head Start (Project 400, 402)	(5,027,934.82)	(2,433,197.98)	2,594,736.84	48.39%
	Early Head Start (Project 401, 403)	(2,367,273.18)	(1,130,852.16)	1,236,421.02	47.77%
	Total Federal	(7,395,208.00)	(3,564,050.14)	3,831,157.86	48.19%
	Total Non-Federal, includes any Local Funds	(1,860,211.73)	(619,746.96)	1,240,464.77	33.32%
	Grand Total Head Start Expenditures	(9,255,419.73)	(4,183,797.10)	5,071,622.63	45.20%
	Non-Federal Percentage of Total Expenditures	14.81% Note: match of 20%			
	Head Start Admin Expenditures	49,702.10			
	Administrative Indirect Expenditures	180,110.21			
	Total Administrative Costs	229,812.31			
	Administrative Percentage of Approved Budget	5.49% Note: Administrative Maximum Percentage is 15%			

CVCOG
Summary Budget Comparison - DIR-Grant 829, ARP and CRRSA Head Start Funding
From 6/1/2021 Through 11/30/2023

Account Code	Account Title	YTD Budget \$ -		YTD Budget \$ Variance - Original	Percent Total Budget Used - Original
		Original	YTD Actual		
829	HHS-ACF Grant 829, Head Start FY 21-22 06CH010970				
004	Revenue				
4170000	HHS-ACF Head Start ARP 06HE001000 C6	676,023.00	622,683.55	(53,339.45)	92.10%
4172000	HHS-ACF Head Start CRRSA 06HE001000 C5	170,048.00	170,048.00	0.00	100.00%
4523000	Local Revenue	8,405.34	10,255.03	1,849.69	122.00%
4711000	Sale of Equipment	11,949.79	11,949.79	0.00	100.00%
Total 004	Revenue	866,426.13	814,936.37	(51,489.76)	94.06%
404	Head Start CRRSA CAN 9-G064122				
5174000	Health Insurance Benefit	31,556.97	31,556.97	0.00	100.00%
5199000	Indirect Allocation	1,953.36	1,953.36	0.00	100.00%
5512000	HS Class Room Supplies	1,393.44	1,393.44	0.00	100.00%
5622000	Internal Computer/Software	115,276.43	115,276.43	0.00	100.00%
5734000	HS Capital Playground	1,826.87	1,826.87	0.00	100.00%
Total 404	Head Start CRRSA CAN 9-G064122	(152,007.07)	(152,007.07)	0.00	100.00%
405	Early Head Start CRRSA CAN 9-G064122				
5174000	Health Insurance Benefit	16,989.30	16,989.30	0.00	100.00%
5199000	Indirect Allocation	1,051.63	1,051.63	0.00	100.00%
Total 405	Early Head Start CRRSA CAN 9-G064122	(18,040.93)	(18,040.93)	0.00	100.00%
406	Early Head Start Conversion ARP CAN 9-G064122				
5453000	HS Site Center Bldg Maint	12,317.16	12,317.16	0.00	100.00%
5510000	Supplies	1,758.88	1,758.88	0.00	100.00%
5512000	HS Class Room Supplies	20,919.00	20,919.00	0.00	100.00%
5622000	Internal Computer/Software	2,248.44	2,248.44	0.00	100.00%
5734000	HS Capital Playground	15,672.77	15,672.77	0.00	100.00%
Total 406	Early Head Start Conversion ARP CAN 9-G064122	(52,916.25)	(52,916.25)	0.00	100.00%
410	Head Start ARP CAN NO 9-G064122				
5110000	General Wages	73,318.28	34,213.00	39,105.28	46.66%
5151000	Medicare Tax	496.09	496.09	0.00	100.00%
5172000	Workers Comp Insurance	270.86	270.86	0.00	100.00%
5174000	Health Insurance Benefit	86,983.65	86,983.65	0.00	100.00%
5177000	HSA Insurance Benefit	3,235.87	3,275.87	(40.00)	101.23%
5181000	Retirement	4,095.25	4,095.25	0.00	100.00%

CVCOG
 Summary Budget Comparison - DIR-Grant 829, ARP and CRRSA Head Start Funding
 From 6/1/2021 Through 11/30/2023

Account Code	Account Title	YTD Budget \$ -		YTD Budget \$ Variance - Original	Percent Total Budget Used - Original
		Original	YTD Actual		
5199000	Indirect Allocation	7,983.36	7,983.36	0.00	100.00%
5200000	Employee Health and Welfare	1,997.55	1,997.55	0.00	100.00%
5207000	Procurement Service Center	472.04	472.04	0.00	100.00%
5308000	Head Start T & T A	186.25	186.25	0.00	100.00%
5451000	Facility Allocation	9,976.99	9,976.99	0.00	100.00%
5453000	HS Site Center Bldg Maint	60,942.79	49,254.79	11,688.00	80.82%
5510000	Supplies	12,105.26	12,105.26	0.00	100.00%
5512000	HS Class Room Supplies	54,666.87	54,666.87	0.00	100.00%
5514000	HS Medical Supplies	1,665.86	1,665.86	0.00	100.00%
5622000	Internal Computer/Software	43,413.15	43,413.15	0.00	100.00%
5623000	Internal Capital Equipment	53,422.21	53,422.21	0.00	100.00%
5734000	HS Capital Playground	54,906.90	54,906.90	0.00	100.00%
5753000	Dues and fees	106.97	106.97	0.00	100.00%
5754000	Vehicle Registration	35.50	35.50	0.00	100.00%
Total 410	Head Start ARP CAN NO 9-G064122	(470,281.70)	(419,528.42)	50,753.28	89.21%
411	Early Head Start ARP CAN NO 9-G064122				
5110000	General Wages	18,787.00	18,787.00	0.00	100.00%
5151000	Medicare Tax	272.41	272.41	0.00	100.00%
5172000	Workers Comp Insurance	117.93	117.93	0.00	100.00%
5174000	Health Insurance Benefit	42,867.72	42,867.72	0.00	99.57%
5177000	HSA Insurance Benefit	2,298.60	2,298.60	0.00	93.38%
5181000	Retirement	2,248.85	2,248.85	0.00	100.00%
5199000	Indirect Allocation	4,085.30	4,085.30	0.00	99.45%
5200000	Employee Health and Welfare	143.55	143.55	0.00	100.00%
5207000	Procurement Service Center	140.99	140.99	0.00	100.00%
5308000	Head Start T & T A	69.75	69.75	0.00	100.00%
5451000	Facility Allocation	2,399.04	2,399.04	0.00	100.00%
5453000	HS Site Center Bldg Maint	17,293.09	16,906.92	386.17	99.99%
5510000	Supplies	1,261.71	1,261.71	0.00	98.68%
5512000	HS Class Room Supplies	17,931.16	17,931.16	0.00	100.00%
5514000	HS Medical Supplies	479.14	479.14	0.00	100.00%
5622000	Internal Computer/Software	7,305.92	7,305.92	0.00	100.00%
5734000	HS Capital Playground	32,895.65	32,895.65	0.00	100.00%
5753000	Dues and fees	27.24	27.24	0.00	100.00%
Total 411	Early Head Start ARP CAN NO 9-G064122	(150,625.05)	(150,238.88)	386.17	99.74%

CVCOG
 Summary Budget Comparison - DIR-Grant 829, ARP and CRRSA Head Start Funding
 From 6/1/2021 Through 11/30/2023

Account Code	Account Title	YTD Budget \$ -		YTD Budget \$	Percent Total Budget
		Original	YTD Actual	Variance - Original	Used - Original
997	Non Project				
5200000	Employee Health and Welfare	2,367.01	2,367.01	0.00	100.00%
5510000	Supplies	840.00	760.94	79.06	90.58%
5512000	HS Class Room Supplies	7,378.33	7,125.34	252.99	96.57%
5623000	Internal Capital Equipment	11,949.79	11,949.79	0.00	100.00%
5753000	Dues and fees	20.00	1.74	18.26	8.70%
Total 997	Non Project	(22,555.13)	(22,204.82)	350.31	98.44%
Report Difference		0.00	0.00	0.00	0.00%

**Head Start Credit Card/Open Account Transactions Summary
(Detail Attached)**

Head Start Transactions	November, 2023
Citibank P-Card	12,618.75
Dean's Dairy	4,253.78
First Financial Credit Card	150.09
Lowes Pay and Save	670.40
Sysco Food Services	35,881.19
West Texas Fire Extinguisher	4,797.98
	<hr/>
	\$ 58,372.19
	<hr/>

CVCOG
Vendor Activity - Head Start Citibank P-Card
H05 - HHS-ACF Grant H05, Head Start FY 23-24 06CH010970-05
From 11/1/2023 Through 11/30/2023

<u>Line Item Code</u>	<u>Line Item Title</u>	<u>Document Date</u>	<u>Document Number</u>	<u>Document Description</u>	<u>Expenses</u>
5293000	HS Health & Disab Svc	11/16/2023	012897	Head Start purchase of food for Health Service Advisory Committee meeting CB HS2	136.96
5293000	HS Health & Disab Svc	11/16/2023	088592	Head Start purchase of food for Health Service Advisory Committee meeting CB HS2	3.00
5308000	Head Start T & T A	11/1/2023	001082047	Head Start annual licensing renewal of on-line training platform from 11/01/23 to 10/31/24 CBG	139.95
5308000	Head Start T & T A	11/3/2023	062126	Rio Vista EHS purchase of food and juice for Pregnant Moms Training CB HS2	43.03
5308000	Head Start T & T A	11/6/2023	043958	Day EHS and Rio Vista EHS purchase of snack and drinks for Conscious Discipline staff in-service CB HS2	47.54
5308000	Head Start T & T A	11/13/2023	1712433	Rio Vista EHS CDA renewal fee for M.G. CB HS	125.00
5308000	Head Start T & T A	11/15/2023	047963	Head Start purchase of snacks and drinks for staff development training CB HS	200.54
5308000	Head Start T & T A	11/17/2023	033350	Head Start purchase of DFPS training supplies - post-it easel pads and markers CB HS2	69.14
5308000	Head Start T & T A	11/27/2023	CACFP 11272023	Day EHS and Rio Vista EHS purchase of Feeding Infants in the CACFP Boot Camp course for M.H. CB HS2	149.00
5308000	Head Start T & T A	11/29/2023	001085431	Head Start annual individual licensing renewal of Quorum on-line learning platform for 5 staff members (Day & Rio Vista) from 12/01/23 to 11/30/24 CBG2	399.75
5433000	HS Site Center Utilities	10/12/2023	221727-180104 09-23	Day HS/EHS water utility service from 09/13/23 to 10/06/23 (acct# 221727-180104) CBG	276.66

CVCOG
Vendor Activity - Head Start Citibank P-Card
H05 - HHS-ACF Grant H05, Head Start FY 23-24 06CH010970-05
From 11/1/2023 Through 11/30/2023

<u>Line Item Code</u>	<u>Line Item Title</u>	<u>Document Date</u>	<u>Document Number</u>	<u>Document Description</u>	<u>Expenses</u>
5433000	HS Site Center Utilities	10/12/2023	221727-180106 09-23	Day HS/EHS water utility service from 09/13/23 to 10/06/23 (acct# 221727-180106) CBG	153.61
5433000	HS Site Center Utilities	10/31/2023	0691-001242382	Rio Vista Head Start trash service for acct# 3-0691-2402993 from 11/01/23 to 11/30/23, including overloaded container charge from 09/29/23 CBG	624.77
5433000	HS Site Center Utilities	10/31/2023	0691-001242759	Day Head Start trash service for acct# 3-0691-2405694 from 11/01/23 to 11/30/23, including overloaded container charges from 09/27/23 to 10/20/23 CBG	739.79
5433000	HS Site Center Utilities	11/2/2023	221727-179684 10-23	Rio Vista HS/EHS water utility service from 09/27/23 to 10/30/23 (acct# 221727-179684) CBG	474.84
5433000	HS Site Center Utilities	11/16/2023	05-0560-02 10-23	Eden HS water, garbage, and sewer service from 10/15/23 to 11/15/23 CBG	231.46
5453000	HS Site Center Bldg Maint	11/1/2023	xyahway35ms2	Professional Commercial Security Monitoring, Fire Alarm Monitoring, and Commercial Security Service Agreement for Day (Invoice 1127379) and Rio Vista (Invoice 1127381) Head Start sites from 11/01/23 to 11/30/23 CBG	155.00
5453000	HS Site Center Bldg Maint	11/8/2023	07812	Rio Vista HS purchase of supplies (bolts, washers, and caulk) for storage shed CB FAC	33.27
5453000	HS Site Center Bldg Maint	11/13/2023	029618	Day HS and Rio Vista HS purchase of 2 Houdini locks CB HS2	25.00
5453000	HS Site Center Bldg Maint	11/15/2023	1664219	Rio Vista EHS purchase of drain cleaner to clear sink in room 5 CB FAC	28.26
5453000	HS Site Center Bldg Maint	11/15/2023	2178613	Rio Vista HS purchase of sand for playground CBG	59.90
5453000	HS Site Center Bldg Maint	11/17/2023	02785	Rio Vista HS/EHS purchase of supplies to repair fence - clamps, glue, wire, saw blade, and pipe CB FAC	99.58

CVCOG
Vendor Activity - Head Start Citibank P-Card
H05 - HHS-ACF Grant H05, Head Start FY 23-24 06CH010970-05
From 11/1/2023 Through 11/30/2023

<u>Line Item Code</u>	<u>Line Item Title</u>	<u>Document Date</u>	<u>Document Number</u>	<u>Document Description</u>	<u>Expenses</u>
5453000	HS Site Center Bldg Maint	11/17/2023	087090	Rio Vista HS purchase of 2 padlocks CB HS2	19.94
5453000	HS Site Center Bldg Maint	11/27/2023	6072306-9160240	Eden HS purchase of sand box covers for playground CBG2	26.50
5510000	Supplies	11/3/2023	10114222575	Day HS/EHS purchase of Tide Pods (4 canisters) CBG2	119.92
5510000	Supplies	11/7/2023	2523803	HS FAMCO purchase of black ink for printer CBG2	254.00
5510000	Supplies	11/8/2023	8394749-2503469	Rio Vista HS/EHS purchase of hanging folder tabs and labels CBG	88.58
5510000	Supplies	11/8/2023	8621440-2660251	Rio Vista HS purchase of address labels for family service workers CBG	29.35
5510000	Supplies	11/28/2023	060135	Head Start EDUDI purchase of office supplies - mouse, calendars, and desk pads CB HS	56.01
5510000	Supplies	11/29/2023	8448045-3585810	Menard HS/EHS purchase of toner cartridges CBG2	193.78
5510000	Supplies	11/30/2023	10122519066	Day HS purchase of glue, banker storage boxes, and Dawn detergent CBG2	179.96
5510000	Supplies	11/30/2023	6407280-4574661	Rio Vista EHS purchase of exam table paper - 3 boxes CBG2	147.78
5512000	HS Class Room Supplies	11/15/2023	9583537-1063466	Menard EHS purchase of rolling cart and toddler plates CBG2	108.99
5512000	HS Class Room Supplies	11/30/2023	10122519066	Day HS purchase of glue, banker storage boxes, and Dawn detergent CBG2	75.42
5512000	HS Class Room Supplies	11/30/2023	3190152-0119440	Day EHS purchase of 4 nursing pillows CBG2	139.28
5518000	HS Diapers and Wipes	11/6/2023	10115163165	Day HS/EHS purchase of diapers (sizes 4, 5, & 6 - 25 boxes) CBG2	1,399.30
5721000	Printing	11/3/2023	058835	Day HS/EHS and Rio Vista HS/EHS purchase of printing service for posters to promote clothing drive and shopping spree CB HS2	53.98

CVCOG
Vendor Activity - Head Start Citibank P-Card
H05 - HHS-ACF Grant H05, Head Start FY 23-24 06CH010970-05
From 11/1/2023 Through 11/30/2023

<u>Line Item Code</u>	<u>Line Item Title</u>	<u>Document Date</u>	<u>Document Number</u>	<u>Document Description</u>	<u>Expenses</u>
5753000	Dues and fees	11/1/2023	662316740	Day HS/EHS - TX HHSC Child Care Licensing Fee CB HS2	118.87
5760000	HS Site Center Communications	11/8/2023	0708195 11-23	Head Start rural phone/internet service from 11/08/23 to 12/07/23 CBG	576.24
5760000	HS Site Center Communications	11/9/2023	07710150890010 11-23	Day HS/EHS phone service for acct# 07710-150890-01-0 from 10/25/23 to 11/24/23 CBG	228.71
5760000	HS Site Center Communications	11/15/2023	3906616 11-23	Eldorado HS initial equipment purchase to update the facility internet connection CBG2	652.55
5760000	HS Site Center Communications	11/17/2023	07710150887017 11-23	Rio Vista HS/EHS internet/phone service for acct# 07710-150887-01-7 from 11/01/23 to 11/30/23 CBG	162.60
5760000	HS Site Center Communications	11/25/2023	07710150503019 11-23	Rio Vista HS/EHS internet service for acct# 07710-150503-01-9 from 11/15/23 to 12/14/23 CBG	324.14
5760000	HS Site Center Communications	11/25/2023	07710150505015 11-23	Day HS/EHS phone/internet service for acct# 07710-150505-01-5 from 11/15/23 to 12/14/23 CBG	367.46
5796000	Safety	11/14/2023	405SP0000257534	Criminal history search for prospective new employee on A.D. (Eden HS) CB HR	6.39
5796000	Safety	11/14/2023	405SP0000257539	Criminal history search for prospective new employee on R.C. (Day HS/EHS & Rio Vista HS/EHS) CB HR	3.32
5796000	Safety	11/30/2023	405SP0000266159	Criminal history search for prospective new employee on J.H. (Rio Vista EHS) CB HR	6.39
					9,555.51
Total H05 - HHS-ACF Grant H05, Head Start FY 23-24 06CH010970-05					9,555.51

CVCOG
Vendor Activity - Head Start Citibank P-Card
H06 - Grant H06, CACFP Head Start Nutrition FY 23-24
From 11/1/2023 Through 11/30/2023

<u>Line Item Code</u>	<u>Line Item Title</u>	<u>Document Date</u>	<u>Document Number</u>	<u>Document Description</u>	<u>Expenses</u>
5295000	HS Nutrition Service	11/1/2023	2000114-46297748	6959	848.80
5295000	HS Nutrition Service	11/8/2023	024760	Rio Vista HS/EHS purchase of lactose free milk and bananas CB HS2	55.08
5295000	HS Nutrition Service	11/13/2023	073552	Day HS/EHS purchase of lactose free milk CB HS2	25.52
5295000	HS Nutrition Service	11/14/2023	044463	Rio Vista HS/EHS purchase of lactose free milk CB HS2	54.80
5295000	HS Nutrition Service	11/14/2023	084252	Day HS/EHS purchase of lactose free milk CB HS2	43.56
5295000	HS Nutrition Service	11/29/2023	2000114-52895675	Day EHS purchase of formula - Gentlease (8), Nutramigen (6), and milk based (8) CBG2	743.52
5513000	HS Food Serv Sup	10/30/2023	5476625-1262637	Ozona HS purchase of kitchen supplies (cups, rinse aid, dishwasher pods, safety gate, and sink set) CBG2	168.81
5513000	HS Food Serv Sup	11/1/2023	2000114-46297748	6959	29.26
5513000	HS Food Serv Sup	11/1/2023	3749166-2943451 CM-1	Ozona HS credit for safety gate that was undeliverable CBG2	(34.99)
5513000	HS Food Serv Sup	11/3/2023	3749166-2943451 CM-2	Ozona HS credit for sink set and rinse aid that were undeliverable CBG2	(60.08)
5513000	HS Food Serv Sup	11/6/2023	3749166-2943451 CM-3	Ozona HS credit for dishwasher cleaner that was undeliverable CBG2	(29.88)
5513000	HS Food Serv Sup	11/13/2023	3749166-2943451 CM-4	Ozona HS credit for undeliverable dishwasher pods (2 of 3) CBG2	(35.18)
5513000	HS Food Serv Sup	11/13/2023	3749166-2943451 CM-5	Ozona HS credit for undeliverable dishwasher pods (last 1 of 3) CBG2	(17.59)
5513000	HS Food Serv Sup	11/13/2023	3749166-2943451 CM-6	Ozona HS credit for undeliverable paper cups CBG2	(20.99)
5513000	HS Food Serv Sup	11/15/2023	0235385-8380278	Day HS/EHS and Rio Vista HS/EHS purchase of kitchen supplies - Bestguard oven mitts CBG2	49.40
5513000	HS Food Serv Sup	11/15/2023	077881	Rio Vista HS/EHS purchase of bandages and oven mitts CB HS2	34.76
5513000	HS Food Serv Sup	11/15/2023	153327	Rio Vista HS/EHS purchase of oven mitts/gloves CB HS2	31.14

CVCOG
Vendor Activity - Head Start Citibank P-Card
H06 - Grant H06, CACFP Head Start Nutrition FY 23-24
From 11/1/2023 Through 11/30/2023

<u>Line Item Code</u>	<u>Line Item Title</u>	<u>Document Date</u>	<u>Document Number</u>	<u>Document Description</u>	<u>Expenses</u>
5513000	HS Food Serv Sup	11/15/2023	9583537-1063466	Menard EHS purchase of rolling cart and toddler plates CBG2	9.99
5513000	HS Food Serv Sup	11/27/2023	10121468041	Eden HS purchase of paper bowls CBG2	75.48
5513000	HS Food Serv Sup	11/28/2023	153597	Day HS/EHS purchase of kitchen supplies - 2 large roasting pans CBG	623.22
5513000	HS Food Serv Sup	11/29/2023	3990654-8489035	Rio Vista HS/EHS purchase of fruit/vegetable slicer for kitchen CBG2	99.97
5513000	HS Food Serv Sup	11/30/2023	0918445-2544244	Day HS/EHS and Rio Vista HS/EHS purchase of kitchen supplies - foil sheets CBG2	368.64
Total H06 - Grant H06, CACFP Head Start Nutrition FY 23-24					3,063.24
Report Opening/Current Balance					
Report Transaction Totals					12,618.75
Report Current Balances					

CVCOG
Vendor Activity - Head Start Deans Dairy Corporate
H06 - Grant H06, CACFP Head Start Nutrition FY 23-24
From 11/1/2023 Through 11/30/2023

<u>Line Item Code</u>	<u>Line Item Title</u>	<u>Document Date</u>	<u>Document Number</u>	<u>Document Description</u>	<u>Expenses</u>
5295000	HS Nutrition Service	11/1/2023	650655701	Menard HS/EHS purchase of milk for children - 2 whole 9/CS and 29 1% 9/CS	89.60
5295000	HS Nutrition Service	11/1/2023	650655703	Eldorado HS purchase of milk for children - 8 1% 9/CS	23.08
5295000	HS Nutrition Service	11/1/2023	652257052	Ozona HS purchase of milk for children - 12 1% 4/CS	59.88
5295000	HS Nutrition Service	11/6/2023	652257323	Day HS/EHS purchase of milk for children - 27 whole 9/CS and 180 1% 9/CS	599.49
5295000	HS Nutrition Service	11/7/2023	650656087	Eden HS purchase of milk for children - 5 1% 9/CS	14.42
5295000	HS Nutrition Service	11/7/2023	650656089	Menard HS/EHS purchase of milk for children - 30 1% 9/CS	86.55
5295000	HS Nutrition Service	11/7/2023	652061555	Rio Vista HS/EHS purchase of milk for children - 18 whole 9/CS and 189 1% 9/CS	598.73
5295000	HS Nutrition Service	11/8/2023	650656094	Eldorado HS purchase of milk for children - 8 1% 9/CS	23.08
5295000	HS Nutrition Service	11/8/2023	652257356	Ozona HS purchase of milk for children - 24 1% 9/CS	69.24
5295000	HS Nutrition Service	11/13/2023	652257634	Day HS/EHS purchase of milk for children - 36 whole 9/CS and 153 1% 9/CS	548.34
5295000	HS Nutrition Service	11/14/2023	650656479	Eden HS purchase of milk for children - 5 1% 9/CS	14.42
5295000	HS Nutrition Service	11/14/2023	652061854	Rio Vista HS/EHS purchase of milk for children - 18 whole 9/CS and 105 1% 9/CS	356.39
5295000	HS Nutrition Service	11/15/2023	650656487	Menard HS/EHS purchase of milk for children - 52 1% 9/CS	150.01
5295000	HS Nutrition Service	11/15/2023	650656489	Eldorado HS purchase of milk for children - 12 1% 9/CS	34.62
5295000	HS Nutrition Service	11/15/2023	652257669	Ozona HS purchase of milk for children - 18 1% 9/CS	51.93

CVCOG
Vendor Activity - Head Start Deans Dairy Corporate
H06 - Grant H06, CACFP Head Start Nutrition FY 23-24
From 11/1/2023 Through 11/30/2023

<u>Line Item Code</u>	<u>Line Item Title</u>	<u>Document Date</u>	<u>Document Number</u>	<u>Document Description</u>	<u>Expenses</u>
5295000	HS Nutrition Service	11/27/2023	652258330	Day HS/EHS purchase of milk for children - 54 whole 9/CS, 198 1% 9/CS, and 10 2% lactose free 6BX	776.35
5295000	HS Nutrition Service	11/28/2023	650657236	Eden HS purchase of milk for children - 14 1% 9/CS	40.39
5295000	HS Nutrition Service	11/28/2023	650657238	Menard HS/EHS purchase of milk for children - 3 whole 9/CS and 37 1% 9/CS	115.65
5295000	HS Nutrition Service	11/28/2023	650657240	Menard HS/EHS purchase of milk for children - 1 1% 9/CS	2.88
5295000	HS Nutrition Service	11/28/2023	650657241	Menard HS/EHS credit for returned milk - 25 1% 9/CS	(72.12)
5295000	HS Nutrition Service	11/28/2023	652062531	Rio Vista HS/EHS purchase of milk for children - 18 whole 9/CS and 196 1% 9/CS	618.92
5295000	HS Nutrition Service	11/29/2023	650657249	Eldorado HS purchase of milk for children - 12 1% 9/CS	34.62
5295000	HS Nutrition Service	11/29/2023	650657251	Eldorado HS credit for returned milk - 6 1% 9/CS	(17.31)
5295000	HS Nutrition Service	11/29/2023	652258364	Ozona HS purchase of milk for children - 23 1% 9/CS	66.35
5295000	HS Nutrition Service	11/29/2023	652258365	Ozona HS credit for returned milk - 11 1% 9/CS	(31.73)
					4,253.78
				Total H06 - Grant H06, CACFP Head Start Nutrition FY 23-24	4,253.78
	Report Opening/Current Balance				
	Report Transaction Totals				4,253.78

CVCOG
 Vendor Activity - Head Start First Financial Credit Card
 H05 - HHS-ACF Grant H05, Head Start FY 23-24 06CH010970-05
 From 11/1/2023 Through 11/30/2023

<u>Line Item Code</u>	<u>Line Item Title</u>	<u>Document Date</u>	<u>Document Number</u>	<u>Document Description</u>	<u>Expenses</u>
5351000	Fuel	11/1/2023	801082	Head Start purchase of fuel for program vehicle FF SH	27.00
5351000	Fuel	11/6/2023	879379	Head Start purchase of fuel for program vehicle #2 FF SH	38.20
5351000	Fuel	11/14/2023	154211	Head Start purchase of fuel for program vehicle FF SH	45.07
5351000	Fuel	11/15/2023	315123	Head Start purchase of fuel for program vehicle FF SH	39.82
					150.09
				Total H05 - HHS-ACF Grant H05, Head Start FY 23-24 06CH010970-05	150.09
Report Opening/Current Balance					
Report Transaction Totals					150.09
Report Current Balances					

CVCOG
Vendor Activity - Head Start Lowes Pay and Save
H06 - Grant H06, CACFP Head Start Nutrition FY 23-24
From 11/1/2023 Through 11/30/2023

<u>Line Item Code</u>	<u>Line Item Title</u>	<u>Document Date</u>	<u>Document Number</u>	<u>Document Description</u>	<u>Expenses</u>
5295000	HS Nutrition Service	11/1/2023	231101-333-1-1-34	Menard HS/EHS purchase of nutrition items	29.73
5295000	HS Nutrition Service	11/2/2023	231102-147-3-3-5	Eden HS purchase of nutrition items	7.84
5295000	HS Nutrition Service	11/3/2023	231103-239-2-2-22	Ozona HS purchase of nutrition items	70.08
5295000	HS Nutrition Service	11/3/2023	231103-65-3-3-9	Eden HS purchase of nutrition items	3.29
5295000	HS Nutrition Service	11/6/2023	231106-187-2-2-63	Eden HS purchase of nutrition items	42.98
5295000	HS Nutrition Service	11/6/2023	231106-377-3-3-40	Menard HS/EHS purchase of nutrition items	56.47
5295000	HS Nutrition Service	11/8/2023	231108-187-2-2-17	Eden HS purchase of nutrition items	7.99
5295000	HS Nutrition Service	11/8/2023	231108-245-3-3-5	Ozona HS purchase of nutrition items	30.27
5295000	HS Nutrition Service	11/10/2023	231110-245-3-3-14	Ozona HS purchase of nutrition items	111.20
5295000	HS Nutrition Service	11/13/2023	231113-187-2-2-10	Eden HS purchase of nutrition items	32.15
5295000	HS Nutrition Service	11/13/2023	231113-239-2-2-34	Ozona HS purchase of nutrition items	1.79
5295000	HS Nutrition Service	11/13/2023	231113-399-1-1-74	Menard HS/EHS purchase of nutrition items	23.63
5295000	HS Nutrition Service	11/14/2023	231114-377-1-1-...	Menard HS/EHS purchase of nutrition items	21.84
5295000	HS Nutrition Service	11/27/2023	231127-192-2-2-9	Eden HS purchase of nutrition items	120.80
5295000	HS Nutrition Service	11/27/2023	231127-245-3-3-7	Ozona HS purchase of nutrition items	102.36
5295000	HS Nutrition Service	11/29/2023	231129-187-2-2-19	Eden HS purchase of nutrition items	7.98
					670.40
				Total H06 - Grant H06, CACFP Head Start Nutrition FY 23-24	670.40
	Report Opening/Current Balance				_____
	Report Transaction Totals				670.40

CVCOG
Vendor Activity - Head Start Sysco
H06 - Grant H06, CACFP Head Start Nutrition FY 23-24
From 11/1/2023 Through 11/30/2023

<u>Line Item Code</u>	<u>Line Item Title</u>	<u>Document Date</u>	<u>Document Number</u>	<u>Document Description</u>	<u>Expenses</u>
5295000	HS Nutrition Service	11/1/2023	278717820	Eden HS purchase of nutrition items for children	941.35
5295000	HS Nutrition Service	11/1/2023	278717826	Menard HS/EHS purchase of nutrition items for children and kitchen supplies	1,085.42
5295000	HS Nutrition Service	11/2/2023	278718415	Rio Vista HS/EHS credit for crackers damaged on truck	(47.99)
5295000	HS Nutrition Service	11/2/2023	278718552	Eldorado HS purchase of nutrition items for children	678.65
5295000	HS Nutrition Service	11/2/2023	278718577	Day HS/EHS purchase of nutrition items for children and kitchen supplies	2,903.72
5295000	HS Nutrition Service	11/3/2023	278719490	Day HS/EHS purchase of nutrition items for children and kitchen supplies	584.91
5295000	HS Nutrition Service	11/4/2023	278720459	Eden HS credit for unacceptable substitute - corn oil	(14.40)
5295000	HS Nutrition Service	11/7/2023	278722078	Rio Vista HS/EHS purchase of nutrition items for children and kitchen supplies	1,446.88
5295000	HS Nutrition Service	11/9/2023	278723505	Rio Vista HS/EHS credit for lettuce damaged on truck	(11.84)
5295000	HS Nutrition Service	11/9/2023	278723710	Day HS/EHS purchase of nutrition items for children and kitchen supplies	4,090.23
5295000	HS Nutrition Service	11/14/2023	278726919	Day HS/EHS purchase of nutrition items for children	66.44
5295000	HS Nutrition Service	11/14/2023	278727176	Rio Vista HS/EHS purchase of nutrition items for children and kitchen supplies	4,135.00
5295000	HS Nutrition Service	11/16/2023	278728531	Day HS/EHS purchase of nutrition items for children and kitchen supplies	4,327.78
5295000	HS Nutrition Service	11/28/2023	278735265	Rio Vista HS/EHS purchase of nutrition items for children and kitchen supplies	3,436.50
5295000	HS Nutrition Service	11/30/2023	278736599	Ozona HS purchase of nutrition items for children	731.20
5295000	HS Nutrition Service	11/30/2023	278736609	Eldorado HS purchase of nutrition items for children and kitchen supplies	618.67
5295000	HS Nutrition Service	11/30/2023	278736633	Day HS/EHS purchase of nutrition items for children and kitchen supplies	3,621.47

CVCOG
Vendor Activity - Head Start Sysco
H06 - Grant H06, CACFP Head Start Nutrition FY 23-24
From 11/1/2023 Through 11/30/2023

<u>Line Item Code</u>	<u>Line Item Title</u>	<u>Document Date</u>	<u>Document Number</u>	<u>Document Description</u>	<u>Expenses</u>
5295000	HS Nutrition Service	12/5/2023	278741655	Rio Vista HS/EHS purchase of nutrition items for children and kitchen supplies	3,226.22
5513000	HS Food Serv Sup	11/1/2023	278717826	Menard HS/EHS purchase of nutrition items for children and kitchen supplies	26.55
5513000	HS Food Serv Sup	11/2/2023	278718577	Day HS/EHS purchase of nutrition items for children and kitchen supplies	765.89
5513000	HS Food Serv Sup	11/3/2023	278719490	Day HS/EHS purchase of nutrition items for children and kitchen supplies	64.76
5513000	HS Food Serv Sup	11/6/2023	278721232	Day HS/EHS purchase of kitchen supplies	103.44
5513000	HS Food Serv Sup	11/7/2023	278722078	Rio Vista HS/EHS purchase of nutrition items for children and kitchen supplies	190.28
5513000	HS Food Serv Sup	11/9/2023	278723710	Day HS/EHS purchase of nutrition items for children and kitchen supplies	185.53
5513000	HS Food Serv Sup	11/14/2023	278727176	Rio Vista HS/EHS purchase of nutrition items for children and kitchen supplies	656.49
5513000	HS Food Serv Sup	11/16/2023	278728531	Day HS/EHS purchase of nutrition items for children and kitchen supplies	238.20
5513000	HS Food Serv Sup	11/28/2023	278735265	Rio Vista HS/EHS purchase of nutrition items for children and kitchen supplies	955.92
5513000	HS Food Serv Sup	11/30/2023	278736609	Eldorado HS purchase of nutrition items for children and kitchen supplies	237.57
5513000	HS Food Serv Sup	11/30/2023	278736633	Day HS/EHS purchase of nutrition items for children and kitchen supplies	235.05
5513000	HS Food Serv Sup	12/5/2023	278741655	Rio Vista HS/EHS purchase of nutrition items for children and kitchen supplies	401.30
					35,881.19
				Total H06 - Grant H06, CACFP Head Start Nutrition FY 23-24	35,881.19

CVCOG
Vendor Activity - Head Start Sysco
H06 - Grant H06, CACFP Head Start Nutrition FY 23-24
From 11/1/2023 Through 11/30/2023

<u>Line Item Code</u>	<u>Line Item Title</u>	<u>Document Date</u>	<u>Document Number</u>	<u>Document Description</u>	<u>Expenses</u>
	Report Opening/Current Balance				
	Report Transaction Totals				35,881.19
	Report Current Balances				

CVCOG
Vendor Activity - Head Start West Texas Fire Extinguisher
H05 - HHS-ACF Grant H05, Head Start FY 23-24 06CH010970-05
From 11/1/2023 Through 11/30/2023

<u>Line Item Code</u>	<u>Line Item Title</u>	<u>Document Date</u>	<u>Document Number</u>	<u>Document Description</u>	<u>Expenses</u>
5453000	HS Site Center Bldg Maint	11/15/2023	287511	Rio Vista HS service to replace broken hand soap dispenser in room 17	58.75
5510000	Supplies	11/1/2023	280649-02	Eden HS purchase of mop bucket with wringer	100.90
5510000	Supplies	11/1/2023	286580	Rio Vista HS/EHS purchase of disinfectant deodorant, trash can liners, paper towels, and vinyl gloves	257.00
5510000	Supplies	11/2/2023	286645	Eden HS purchase of nitrile gloves and trash can liners	54.74
5510000	Supplies	11/2/2023	286676	Rio Vista HS/EHS purchase of vinyl gloves - 17 boxes M & 3 boxes L	118.50
5510000	Supplies	11/2/2023	286676-01	Rio Vista HS/EHS purchase of vinyl gloves - 10 boxes L	38.15
5510000	Supplies	11/2/2023	286683	Eden HS purchase of dish detergent and toilet tissue	40.10
5510000	Supplies	11/3/2023	286788	Day HS purchase of vacuum bags, paper towels, toilet tissue, and hand soap	323.06
5510000	Supplies	11/6/2023	286580-01	Rio Vista EHS purchase of air freshener spray	18.90
5510000	Supplies	11/7/2023	281577-01	Ozona HS purchase of deck mop and disposable towels	79.42
5510000	Supplies	11/7/2023	286467	Christoval HS purchase of spray heads, disinfectant, Ajax, paper towels, napkins, and plastic cups	55.47
5510000	Supplies	11/8/2023	287029	Rio Vista HS/EHS purchase of dish detergent, paper towels, and extendible duster	54.16
5510000	Supplies	11/9/2023	285777-01	Rio Vista HS purchase of 3 mop heads	25.89
5510000	Supplies	11/9/2023	286676-02	Rio Vista HS/EHS purchase of vinyl gloves - 10 boxes M and 14 boxes L	142.20
5510000	Supplies	11/9/2023	287179	Rio Vista HS credit for returned extendable duster	(6.44)
5510000	Supplies	11/10/2023	287164	Christoval HS purchase of paper towels and plastic cups	37.00

CVCOG
Vendor Activity - Head Start West Texas Fire Extinguisher
H05 - HHS-ACF Grant H05, Head Start FY 23-24 06CH010970-05
From 11/1/2023 Through 11/30/2023

<u>Line Item Code</u>	<u>Line Item Title</u>	<u>Document Date</u>	<u>Document Number</u>	<u>Document Description</u>	<u>Expenses</u>
5510000	Supplies	11/15/2023	287402	Rio Vista HS/EHS purchase of extendable duster, hand soap, toilet tissue, and Peroxy cleaner	85.78
5510000	Supplies	11/21/2023	287495	Menard HS/EHS purchase of disinfectant, dish detergent, deodorant, bleach, paper towels, trash can liners, plastic cups, mop handle, and gloves	147.70
5510000	Supplies	11/29/2023	288057	Day HS/EHS purchase of disinfecting wipes and deodorant, paper towels, toilet tissue, bleach, trash can liners, and hand soap	453.16
5510000	Supplies	11/29/2023	288079	Rio Vista HS/EHS purchase of latex gloves, paper towels, trash can liners, and disinfectant	284.95
5510000	Supplies	11/29/2023	288080	Eden HS purchase of toilet bowl cleaner and paper towels	66.69
5512000	HS Class Room Supplies	11/1/2023	286016	Eden HS purchase of plastic cups and return of styrofoam cups - 2 cases each	(14.70)
5512000	HS Class Room Supplies	11/1/2023	286580	Rio Vista HS/EHS purchase of disinfectant deodorant, trash can liners, paper towels, and vinyl gloves	257.00
5512000	HS Class Room Supplies	11/2/2023	286645	Eden HS purchase of nitrile gloves and trash can liners	21.86
5512000	HS Class Room Supplies	11/2/2023	286676	Rio Vista HS/EHS purchase of vinyl gloves - 17 boxes M & 3 boxes L	118.50
5512000	HS Class Room Supplies	11/2/2023	286676-01	Rio Vista HS/EHS purchase of vinyl gloves - 10 boxes L	38.15
5512000	HS Class Room Supplies	11/6/2023	286580-01	Rio Vista EHS purchase of air freshener spray	18.90
5512000	HS Class Room Supplies	11/7/2023	286467	Christoval HS purchase of spray heads, disinfectant, Ajax, paper towels, napkins, and plastic cups	91.43
5512000	HS Class Room Supplies	11/8/2023	287029	Rio Vista HS/EHS purchase of dish detergent, paper towels, and extendible duster	54.17

CVCOG
Vendor Activity - Head Start West Texas Fire Extinguisher
H05 - HHS-ACF Grant H05, Head Start FY 23-24 06CH010970-05
From 11/1/2023 Through 11/30/2023

<u>Line Item Code</u>	<u>Line Item Title</u>	<u>Document Date</u>	<u>Document Number</u>	<u>Document Description</u>	<u>Expenses</u>
5512000	HS Class Room Supplies	11/8/2023	287050	Rio Vista HS service to replace paper towel dispenser in room 19	59.76
5512000	HS Class Room Supplies	11/9/2023	285777-01	Rio Vista HS purchase of 3 mop heads	25.89
5512000	HS Class Room Supplies	11/9/2023	286676-02	Rio Vista HS/EHS purchase of vinyl gloves - 10 boxes M and 14 boxes L	142.20
5512000	HS Class Room Supplies	11/9/2023	287179	Rio Vista HS credit for returned extendable duster	(6.45)
5512000	HS Class Room Supplies	11/10/2023	287164	Christoval HS purchase of paper towels and plastic cups	37.00
5512000	HS Class Room Supplies	11/15/2023	287402	Rio Vista HS/EHS purchase of extendable duster, hand soap, toilet tissue, and Peroxy cleaner	72.89
5512000	HS Class Room Supplies	11/21/2023	287495	Menard HS/EHS purchase of disinfectant, dish detergent, deodorant, bleach, paper towels, trash can liners, plastic cups, mop handle, and gloves	180.54
5512000	HS Class Room Supplies	11/29/2023	288057	Day HS/EHS purchase of disinfecting wipes and deodorant, paper towels, toilet tissue, bleach, trash can liners, and hand soap	22.84
5512000	HS Class Room Supplies	11/29/2023	288079	Rio Vista HS/EHS purchase of latex gloves, paper towels, trash can liners, and disinfectant	284.97
					3,841.03
Total H05 - HHS-ACF Grant H05, Head Start FY 23-24 06CH010970-05					3,841.03

CVCOG
Vendor Activity - Head Start West Texas Fire Extinguisher
H06 - Grant H06, CACFP Head Start Nutrition FY 23-24
From 11/1/2023 Through 11/30/2023

<u>Line Item Code</u>	<u>Line Item Title</u>	<u>Document Date</u>	<u>Document Number</u>	<u>Document Description</u>	<u>Expenses</u>
5513000	HS Food Serv Sup	11/2/2023	286683	Eden HS purchase of dish detergent and toilet tissue	52.24
5513000	HS Food Serv Sup	11/2/2023	286751	Menard HS/EHS semi-annual vent and hood inspection and Ansul fusible links	164.00
5513000	HS Food Serv Sup	11/6/2023	286912	Day HS/EHS purchase of dish detergent and sanitizer for new dispenser	37.07
5513000	HS Food Serv Sup	11/6/2023	286914	Rio Vista HS/EHS purchase of dish sanitizer for new dispenser	22.59
5513000	HS Food Serv Sup	11/7/2023	286467	Christoval HS purchase of spray heads, disinfectant, Ajax, paper towels, napkins, and plastic cups	0.84
5513000	HS Food Serv Sup	11/8/2023	287029	Rio Vista HS/EHS purchase of dish detergent, paper towels, and extendible duster	83.40
5513000	HS Food Serv Sup	11/8/2023	287030	Day HS/EHS purchase of disposable towels and disinfecting wipes	128.50
5513000	HS Food Serv Sup	11/15/2023	287402	Rio Vista HS/EHS purchase of extendable duster, hand soap, toilet tissue, and Peroxy cleaner	15.16
5513000	HS Food Serv Sup	11/21/2023	287495	Menard HS/EHS purchase of disinfectant, dish detergent, deodorant, bleach, paper towels, trash can liners, plastic cups, mop handle, and gloves	198.79
5513000	HS Food Serv Sup	11/28/2023	287030-01	Day HS/EHS purchase of kitchen supplies - disposable towels	59.98
5513000	HS Food Serv Sup	11/29/2023	288057	Day HS/EHS purchase of disinfecting wipes and deodorant, paper towels, toilet tissue, bleach, trash can liners, and hand soap	68.52
5513000	HS Food Serv Sup	11/29/2023	288079	Rio Vista HS/EHS purchase of latex gloves, paper towels, trash can liners, and disinfectant	125.86

CVCOG
 Vendor Activity - Head Start West Texas Fire Extinguisher
 H06 - Grant H06, CACFP Head Start Nutrition FY 23-24
 From 11/1/2023 Through 11/30/2023

<u>Line Item Code</u>	<u>Line Item Title</u>	<u>Document Date</u>	<u>Document Number</u>	<u>Document Description</u>	<u>Expenses</u>
				Total H06 - Grant H06, CACFP Head Start Nutrition FY 23-24	956.95
	Report Opening/Current Balance				<hr/>
	Report Transaction Totals				<hr/> 4,797.98
	Report Current Balances				<hr/> <hr/>



CONCHO VALLEY
COUNCIL OF GOVERNMENTS



Head Start and Early Head Start

Grant Number: 06CH01970-200



TABLE OF CONTENTS

Executive Summary.....	3
State of the Grantee.....	4
Introduction and Purpose Statement.....	5
Methodology.....	6-7
Service Area Demographics Data	8-25
• Geographic	
• Population	
• Income	
• Housing & Homelessness	
• Education & Daycare Centers	
Program Data	26-80
• Eligibility & Enrollment	
• Education Services	
• School Readiness	
• Transportation	
• Parent Engagement	
• Community Resources	
Key Findings.....	81
Conclusion.....	82-84
Additional Sources	85-86



Expert Consultants producing Expert Results

EXECUTIVE SUMMARY

The Non-Profit Connection Agency prepared this 2023 Community Needs Assessment (CNA) in continuous collaboration with the Concho Valley Council of Governments (CVCOG) Head Start/Early Head Start, Inc. staff, parents, board, and Policy Council.

CVCOG works sharing one mission to provide social services that address the needs of disadvantaged individuals in collaboration with public and private partners. Since its inception, CVCOG operates instructional programs designed to ease the poverty conditions of low-income families. Great emphasis is placed on the plight of the young and their families. Years later, a Texas initiative requested the voluntary realignment of community action agency territory to more closely resemble the environment that area planning organizations covered.

Among those areas of alignment covered, CVCOG provides Head Start/Early Head Start services to the neediest families in nine counties of the western central part of Texas.



The Concho Valley Council of Governments (CVCOG) is a very viable resource in the nine county service area for which it provides resources to children and families and also where it currently provides resources to help eradicate the causes and conditions of poverty. It has not only conducted a comprehensive community assessment, taking into account the span of community needs, but also the strengths of parent engagement, partners and resources in the community. By incorporating and assessing the needs and resources at the community level of CVCOG), the following Community assessment indicates current data, specific to poverty and its prevalence related to gender age and race/ethnicity for their service areas. CVCOG is a very solvent agency, thereby making them a very reliable in the central Texas community. As indicated on the program reports, CVCOG has very strategically provided through all of the services incorporated in their programs.

Through the grantee's efforts to obtain and maintain good staff, quality program services and a fully enrolled program, the grantee brilliantly and strategically utilizes the allotted funds to serve its communities and achieve their identified goals. Further the grantee is positioned to expand in areas just on the boundaries of their current service area to the children and families in need in those communities. CVCOG maintains financial solvency through expert oversight and management of program funds and by use of advanced financial software.

Further, the grantee maintains an engaged and informed governing body, active participation and engagement from community stakeholders, as well as supportive parents who receive relative training that fosters their development and growth along with their child's growth and development. Hence, the CVCOG creates and maintain a quality environment of continuous improvement.

INTRODUCTION AND PURPOSE STATEMENT

The Concho Valley Council of Governments (CVCOG) conducted its 2023 Community Assessment (CA) utilizing data driven strategies that provide to the assessment milestones, community strengths and areas of concern, as well as various resources that provide a clear picture of the communities served and partnerships with the grantee to accomplish its goals;

- Serve 10% of funded enrollment to children with disabilities and increase the number of children we serve that are identified by the LEA or ECI as having a disability.
- Decrease teacher turnover and retain teachers that meet the qualifications outlined in the Head Start Act.
- Increase Early Head Start enrollment and consider the option of conversion monitoring for grant opportunities to fund EHS expansion.

The Executive and Management Teams brilliantly determined to manifest a comprehensive Community Assessment through collaboration with the various project directors and management teams of the program services offered by the grantee and selecting a research and data collection agency to gather, analyze and aggregate all combined data in accordance with OHS guidelines for completing a Community Assessment. The uniqueness of this CA is that it gives very clear illustrations of data findings in two distinct categories. The categories found in this CA are qualitative and quantitative data from the grantee's (CVCOG) nine county service area and program data generated from program reports, parent surveys and community resources. Additionally, the data in this document illustrates the need and the positive impact Head Start/Early Head Start (HS/EHS) services have in the counties with smaller populations and significant impact HS/EHS program adds to the counties with larger populations particularly to the increase to employment rates and educational milestones. Also found in this document are charts and graphs that clearly and simply illustrate data as it relates to poverty and the resources in the counties served. These clear-cut illustrations not only provide simplicity to the document but a simple means by which governmental funding sources plan for increases and additional resources for the service area counties and more specifically, the underserved residents that have made those counties the place they call home.

METHODOLOGY

The agency collected data across the demographic categories of gender, age, and race/ethnicity to provide illustrations of poverty in its community at a greater level of detail than allowed by more simple aggregate data. Specific CVCOG demographic information more accurately identifies the needs of the community, target programs to specific populations, and tailor service delivery strategies based on age, culture, and related factors. CVCOG service area demographic information is aggregated and strategically presented in a format that easily works through the continuous program improvement process and provides answers to the question “How is our program performance?” CVCOG also included demographic changes indicating needed shifts in existing resources or new programs that need to be created in response to changes in the areas needing to be served. CVCOG combines various demographic data as part of their CA and a significant portion of the CA incorporate the Self-Assessment (SA) due to the fact that much of the information offered adds value and needed information to the CA.

Additionally, CVCOG gathered data specific to poverty to also guide the continuous program improvement process as well as ensure compliance with guidance from the OHS’s regulations for conducting and completing the Community Assessment. This includes the following:

PURPOSE STATEMENT

The Office of Head Start requires that grant recipients meet Head Start Program Performance Standard (HSPPS) 1302.11(b)(2), which states the following:

1302.11 Determining community strengths, needs, and resources.

(b) *Community-wide strategic planning and needs assessment (community assessment).*

(2) A program must annually review and update the community assessment to reflect any significant changes, including increased availability of publicly funded Pre-kindergarteners.

GATHER DATA

When conducting a community assessment (CA), it is predicted that the sources used to inform the changes, adaptations, and updates from the original CA may encounter barriers in the research for data collection, as most data sources' timeline is usually every 5 to 10 years, (for example, US census data is available once every ten years). Since most data sources do not offer updated data, the report will focus on the data sources who had updated their data, allowing for comparison and analysis.

ANALYZE AND MAKE DECISIONS

During the community assessment process, data is used to identify ongoing changes based on the analyzed data; identifying trends and making data-informed decisions are crucial.

COMMUNICATE AND INCORPORATE

Office of Head Start requires grant recipients to conduct a full community assessment report every five years, with updates on an annual basis to help staff and stakeholders understand vital findings to consider when working on the program's strategic plans. These reports should consider making the data accessible, relevant, and engaging.

ASSESSMENT PROCESSES AND METHODS

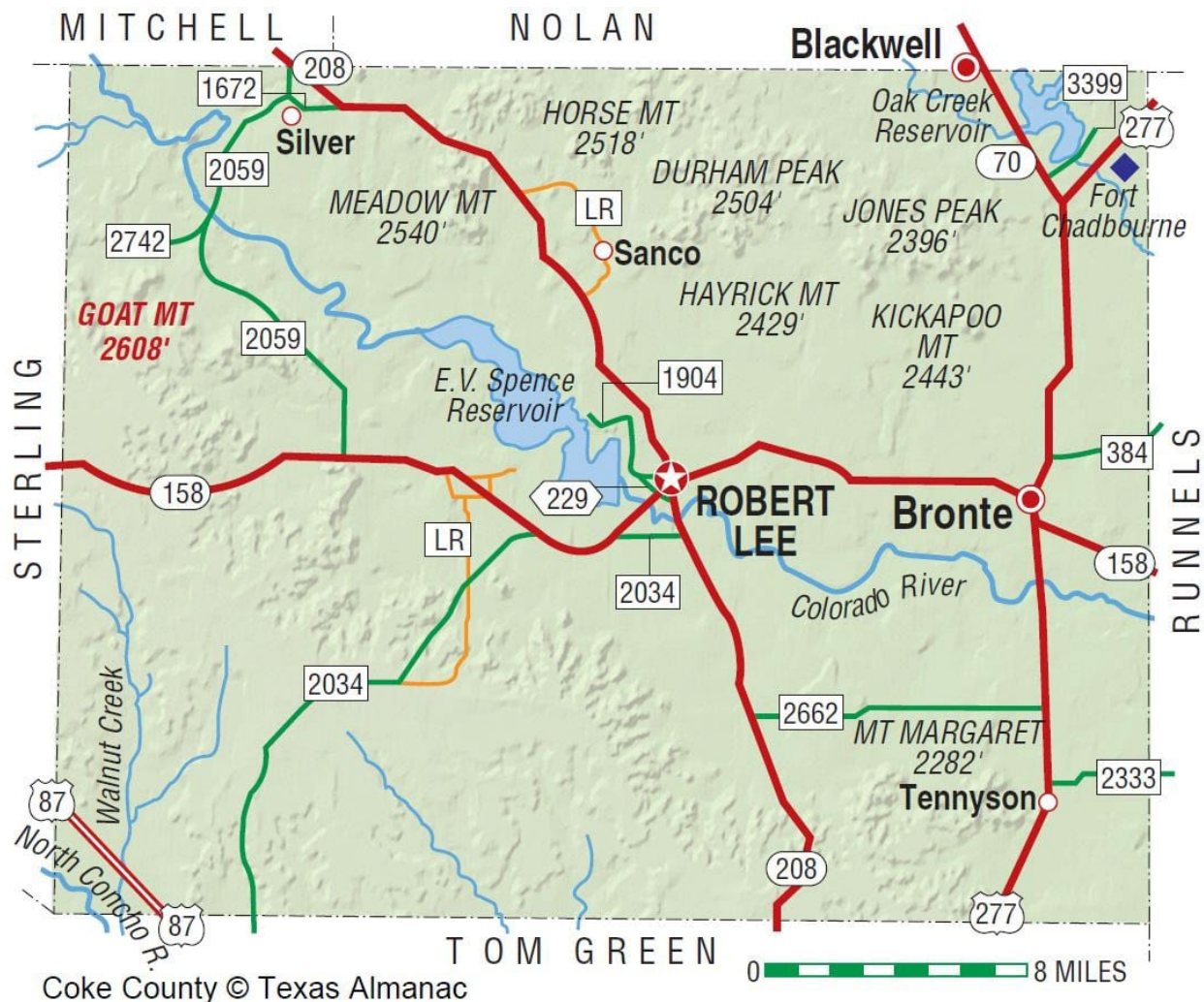
The Non-Profit Connection uses a variety of research and evaluation methods that are rigorous, relevant, transparent, independent, and ethical, including:

- **DATA COLLECTION** is a procedure of collecting, measuring, and analyzing accurate insights for research using standard validated techniques. If included in the previous CA, the list of resources used when conducting the last CA (websites, surveys, etc.), Non-Profit Connection will refer to the listing of websites used during previous CA data collection or conduct new research, which will include the websites operated to complete the 2023 report.
- **SURVEYS.** Including clients' participation (parents and caregivers) in the final report is recommended. Before COVID, Focus Groups were used for collecting their feedback; however, during the COVID pandemic, these were replaced with anonymous surveys, which resulted in participation from parents that, since surveys were anonymous, made them feel as if they could safely share their genuine feedback. With input from the grant recipient, the Non-Profit Connection offers the surveys in English and Spanish, meeting the needs of the population served.

*Concho Valley Council of Governments
(CVCOG)
Service Area
County-By-County
Demographics*

Geographic Data

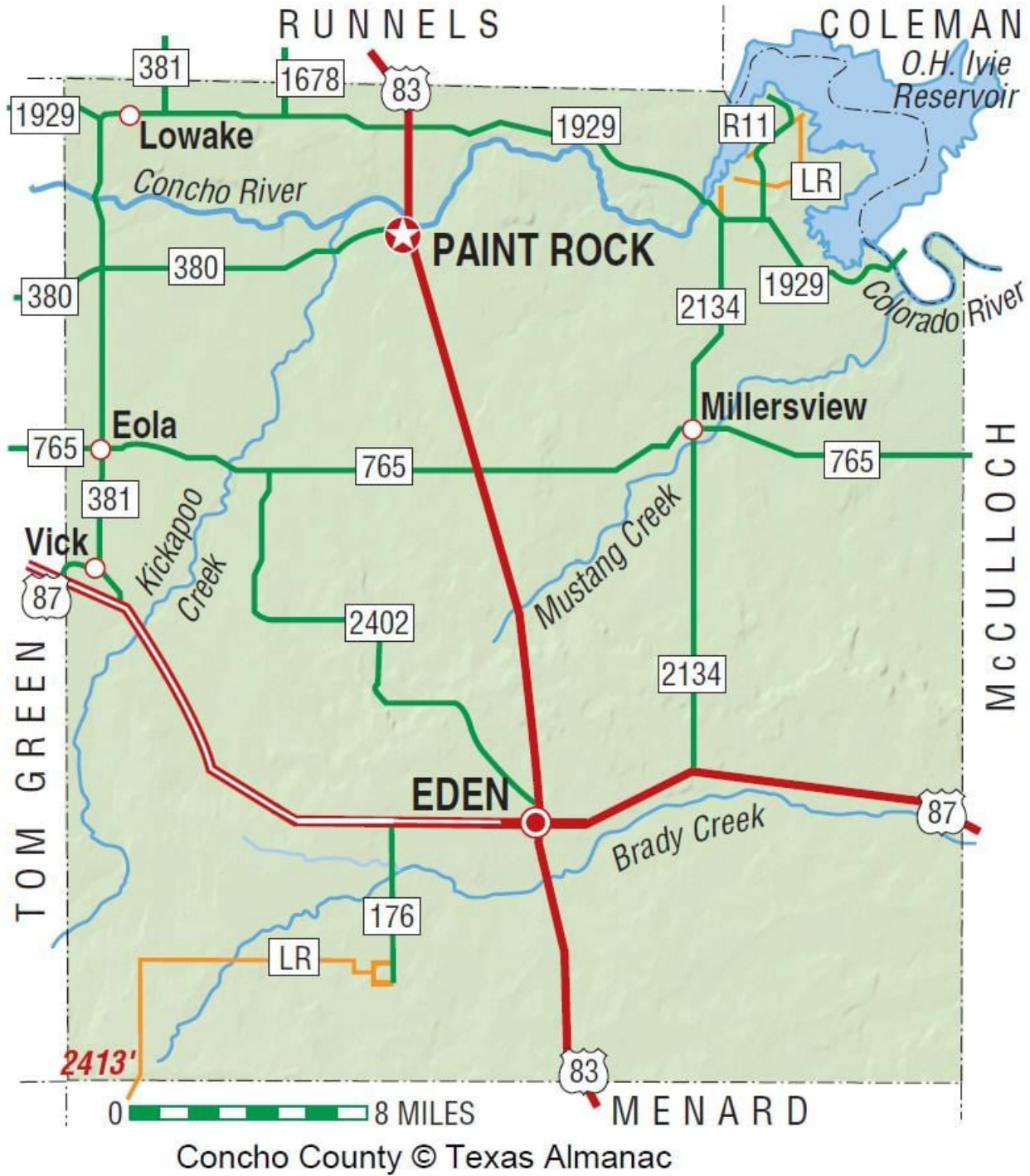
Coke County, Texas



COKE COUNTY. Coke County (F-12), in West Central Texas, is bounded on the east by Runnels County, on the south by Tom Green County, on the west by Sterling County, and on the north by Mitchell and Nolan counties. It was named for Richard Coke, a Texas governor. The county center is at 31°54' north latitude and 100°33' west longitude, about thirty miles north of San Angelo. The terrain includes prairie, hills, and the Colorado River valley; sandy loam and red soils predominate. The elevation varies from 1,800 feet in the south

to 2,600 feet in the north, where Nipple Mountain, Meadow Mountain, Horse Mountain, and Hayrick Mountain are located. Its 911-square-mile area is drained by the north branch of the Colorado River and Yellow Wolf Creek. Native grasses include mesquite grass, needlegrass, sideoats, bunchgrass, and crabgrass. Ninety percent of Coke County's agricultural income of \$10 million comes from cattle, sheep, goats, and horses. The rest is from cotton, sorghum, small grains, hay, fruits, and peanuts. Coke County is among the leading counties in sheep ranching. Extraction of sand and gravel is a minor industry, though the county has no manufacturing; county oil production of 2,249,804 barrels in 1982 earned almost \$77 million. The annual rainfall is 20.48 inches. The average minimum temperature in January is 29° F; the maximum in July is 97°. The growing season lasts 226 days.

Concho County, Texas



CONCHO COUNTY. Concho County, in Central Texas, straddles the northern edge of the Edwards Plateau. The county derives its name from the Concho (or "Shell") River, which in turn was named for the large number of mussels found there. The center of the county lies at approximately 31°20' north latitude and 99°52' west longitude. Paint Rock, the county seat, is situated in the north central part of the county on U.S. Highway 83,

approximately thirty miles east of San Angelo and 150 miles northwest of Austin. Concho County comprises 992 square miles with an elevation of 1,600 to 2,100 feet above mean sea level. The terrain in the north is rolling, with steep slopes and benches, while that to the south, on the Edwards Plateau, is flat but broken by numerous deep creekbeds. The thin and stony soil of the Edwards Plateau supports oak, juniper, and mesquite, while the clay loams to the north sustain grasses, mixed with oak, juniper, and mesquite in the northwest and with mesquite in the north central region. The county is drained by the Concho River, which flows east to west across the northern part, and by the Colorado River, which forms the northeastern county line. Major creeks, or creek systems, include Dry Hollow, Kickapoo, Duck, Mustang, Brady, and South Brady. The creekbeds were originally thick with elm, live oak, and post oak trees. Of the total county area, 11 to 20 percent is considered to be prime farmland. Temperatures range from an average low of 33° F in January to an average high of 97° in July. Rainfall averages twenty-three inches; snowfall, three inches; and the growing season, 228 days per year. The climate, on the whole, is mild and dry. Natural resources include oil and gas, limestone, caliche, dolomite, and bituminous coal. In 1982, 218,748 barrels of oil and 1,982,444 thousand cubic feet of gas-well gas were produced in the county.

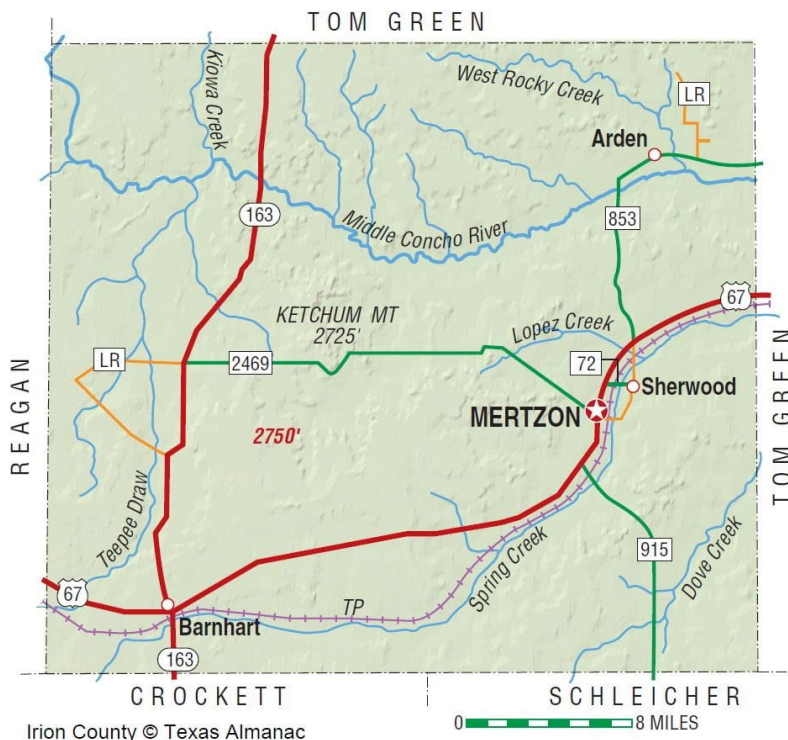
CROCKETT COUNTY, TEXAS



Crockett County is located in southwestern Texas on the western edge of the Edwards Plateau. It is bounded on the west by the Pecos River, which separates it from Terrell and Pecos counties. Its northern border is formed

by Crane, Upton, Reagan, and Irion counties, while Schleicher and Sutton counties border it on the east and Val Verde County on the south. Ozona, the county seat and only town, is located eighty-two miles southwest of San Angelo. The center point of the county is at 30°41' north latitude and 101°21' west longitude. Crockett County comprises 2,806 square miles. The terrain consists of deep, narrow, steep-walled canyons and flat mesas in the southern and western areas. Broad valleys and flat divides characterize the northern part. The northeastern part is a large flat divide separating the Colorado River and Rio Grande basins. The surface geology is Cretaceous. The soils are dark, calcareous, stony clays and clay loams. The western half of the county is desert shrub savanna, and the eastern half is juniper, oak, and mesquite savanna. Altitudes vary from 1,500 feet above sea level in the southwest to 2,800 feet above sea level in the northwest. Temperatures vary from an average low of 32° F in January to an average high of 96° in July. The average rainfall is eighteen inches per year. The growing season extends across 233 days. Numerous draws, dry most of the year, drain the county during floods and empty into the Devils and Pecos rivers. Johnsons Run and Howard Draw bisect the central area before reaching the Devils and the Pecos, respectively.

Irion County, Texas



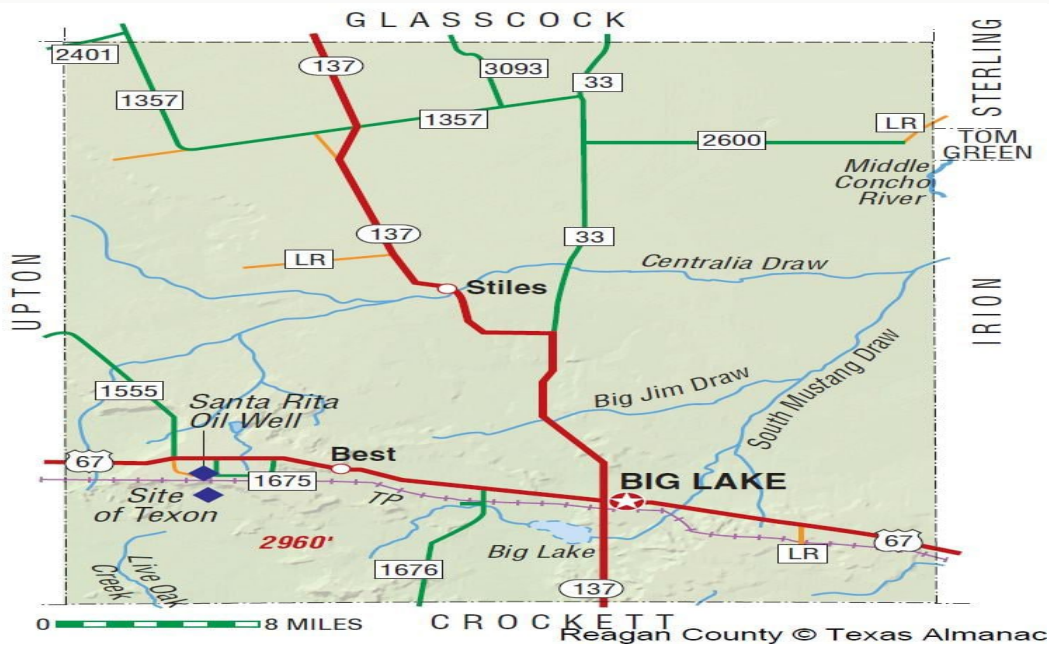
IRION COUNTY. Irion County is on U.S. Highway 67 and State Highway 163 in southwest central Texas, bounded on the west by Reagan County, on the south by Crockett and Schleicher counties, and on the north and east by Tom Green County. It was named for Robert Anderson Irion. The center of the county is at 31°18' north latitude and 100°35' west longitude, forty miles southwest of San Angelo. The county embraces 1,051 square miles of rolling prairie, grass, mesquite, and, in some sections, exposed rock. Elevations range from 2,100 to 2,600 feet above sea level. The county is drained by the Middle Concho River and its tributaries; springs in the Edwards Plateau limestone feed Dove and Spring creeks. Soils vary from sandy to clay to gravel. The average annual rainfall is 21.33 inches. Irion County has an average minimum temperature of 32° F in January and an average maximum of 96° in July. The growing season lasts 232 days. About 90 percent of the county's \$7 million annual agricultural income is derived from cattle, sheep, and Angora goats; other agricultural products include pecans, sorghums, small grains, and cotton. Oil and gas production provides most of the county's income. In 1982 crude production was 3,425,871 barrels, worth \$102,760,444.

Kimble County, Texas



KIMBLE COUNTY. Kimble County is located in southwest central Texas on the Edwards Plateau, bordered on the north by Menard County, on the east by Mason and Gillespie counties, on the south by Kerr and Edwards counties, and on the west by Sutton County. Its center lies at 30°29' north latitude and 99°46' west longitude. The county, which was named for Alamo defender George C. Kimbell, contains 1,274 square miles of broken, rolling plains with an altitude ranging from 1,400 to 2,400 feet above sea level. The majority of the county consists of shallow stony clay soils on the hills, sandy loam soils on the upland plains, and clay loam soils in the valleys and flood plains. The major watercourses are the Llano River and the east and west forks of the James River. The annual rainfall averages 22.33 inches, and the temperature ranges from an average low of 33° F in January to an average high of 97° in July. The growing season lasts 213 days. Live oak, shin oak, pecan, walnut, and cedar trees grow among the mesquite and sedge grasses that cover the county. Wildlife includes deer, javelinas, rabbits, roadrunners, mockingbirds, and rattlesnakes.

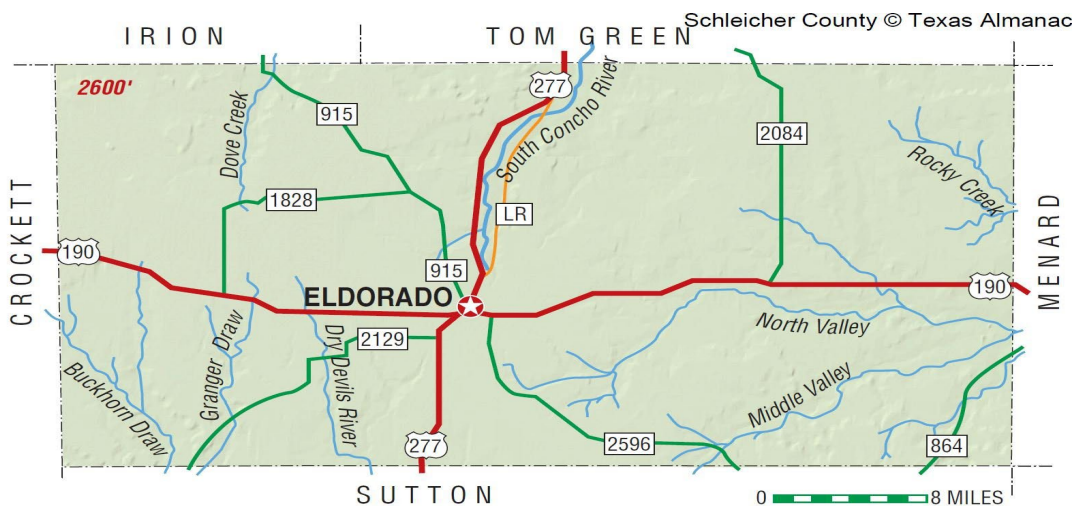
Reagan County, Texas



REAGAN COUNTY. Reagan County is in West Texas at the northwestern edge of the Edwards Plateau on U.S. Highway 67 and the Atchison, Topeka and Santa Fe Railway. It is bounded on the west by Upton County,

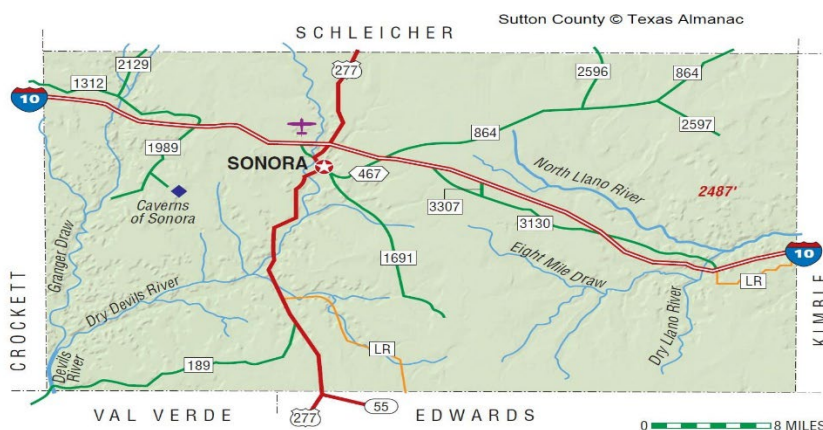
on the north by Glasscock County, on the east by Sterling, Tom Green, and Irion counties, and on the south by Crockett County. The county's northwestern corner lies on the Llano Estacado. Big Lake, the county seat, is seventy miles southwest of San Angelo, and the center of the county lies at 31°22' north latitude and 101°31' west longitude. Other towns include Best, Stiles, and Texon. Reagan County comprises 1,173 square miles of flat to gently sloping sandy terrain in the northwestern and north central regions and flat to sharply dissected limestone and rolling caliche in the remaining sections. Soils are dark, calcareous stony clays and clay loams. In the 1980s less than 1 percent of the land was considered prime farmland. Vegetation in the county consists of mesquite savanna, except in the southeastern corner where juniper, shinnery, and live oak also appear. Altitudes vary from 2,406 to 2,953 feet above sea level. The average annual temperature is 66° F, and the average annual rainfall is sixteen inches. The growing season extends for 229 days. Duststorms were once common during the spring, and the land suffered from overgrazing, water and wind erosion, and poor irrigation systems. Natural resources in Reagan County include caliche, limestone, salt, gas, oil and sulfur. Numerous draws, which remain dry most of the year, provide drainage into the Middle Concho River during floods. Centralia Draw, which crosses the middle of Reagan County, is the most prominent. Runoff from the extreme southwestern corner of the county drains into the Pecos River.

Schleicher County, Texas



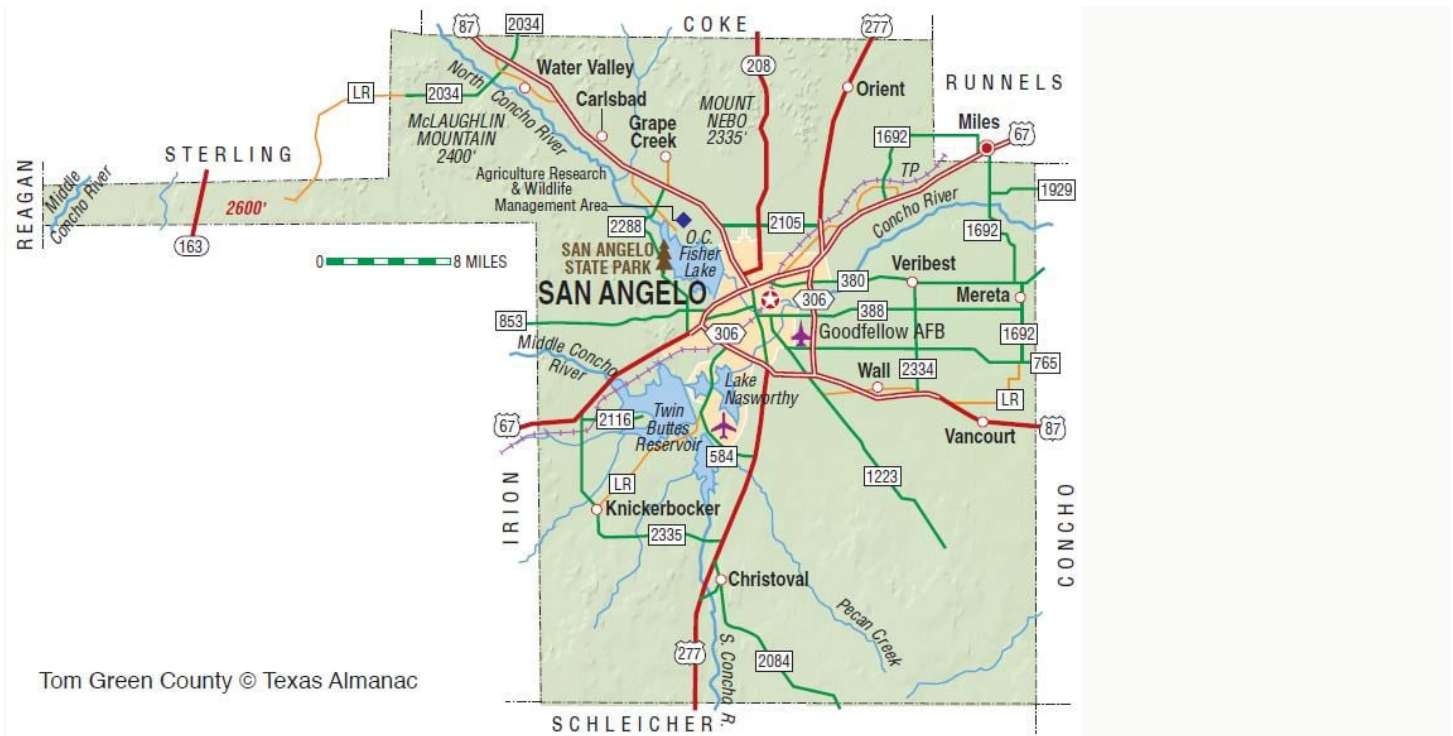
SCHLEICHER COUNTY. Schleicher County (SHLI-ker) is in west central Texas 290 miles inland from the Gulf of Mexico and ninety miles northeast of the Texas-Mexico boundary. It is bordered by Tom Green, Concho, Menard, Kimble, Sutton, Crockett, and Irion counties. Eldorado, the county seat, is at the intersection of U.S. highways 190 and 277, forty-five miles south of San Angelo. The county's center lies five miles northeast of Eldorado at 30°54' north latitude and 100°31' west longitude. Situated in the Edwards Plateau, the county comprises roughly 1,309 square miles of rolling to hilly terrain at elevations ranging from 2,100 to 2,400 feet above sea level. The dark, loamy soils support a variety of tall grasses, as well as some oak, cedar, and mesquite. Between 11 and 20 percent of the land is considered prime farmland. The southwestern part of the county is in the Rio Grande basin, with the uppermost tributaries of the Devil's River draining the runoff south; the rest of the county lies within the Colorado basin and is drained by the upper reaches of the San Saba River to the east and by the South Concho River to the north. Wildlife in the area includes deer, turkey, javelina, bobcat, coyote, badger, fox, raccoon, squirrel, and skunk, as well as a variety of birds, fish, and reptiles. Among the county's mineral resources are dolomite, limestone, industrial sand, oil, and gas. The climate is subtropical, with an average minimum temperature of 32° F in January and an average high temperature of 96° in July. The growing season averages 229 days annually, and the rainfall averages twenty inches.

Sutton County, Texas



SUTTON COUNTY. Sutton County is in west central Texas. Its geographic center is at 30°31' north latitude and 100°38' west longitude, 135 miles northwest of San Antonio and seventy miles south of San Angelo. Sutton County covers 1,455 square miles on the western edge of the Edwards Plateau; elevations range from 1,900 to 2,300 feet. Soils are generally shallow and stony, though deep loams are found along watercourses and irregular outcrops of limestone. The most important of the county's natural resources are moderate-sized oil and gas reserves, which came into significant production in the late 1960s and 1970s. Though range grasses constitute the most common form of vegetation, the area is distinguished from a true grassland by the existence of isolated stands of shin oak, juniper, and mesquite. The region was originally home to a wide variety of game animals and predators, most significantly deer, quail, dove, wild turkey, plover, coyotes, timber wolves, and bobcats. Periodically herds of antelope and wandered onto the Edwards Plateau, though they were not native to the region. The single most significant factor in the development of Sutton County has been the scarcity of water. Precipitation averages just twenty inches annually, and severe droughts occur regularly. Meager rainfall is further depleted by rapid evaporation due to the plateau's constant, dry winds. Consequently, the county is completely dependent for its water supply upon deep wells that tap the Edwards Trinity Aquifer. Sutton County's climate is that of a subtropical steppe, characterized by wide daily temperature fluctuations. The January average low is 32° F, and the July average high is 96°. The growing season is 235 days long. Generally, the county receives about two inches of snow each year.

TOM GREEN COUNTY, TEXAS



TOM GREEN COUNTY. Tom Green County comprises 1,540.5 square miles in west central Texas. The county seat, San Angelo, is centrally located at 31°28' north latitude and 100°26' west longitude, 301 miles south of Amarillo and 258 miles west of Dallas. The county has a 235-day growing season, an average temperature range of 32° F in January and 97° F in July, an average annual precipitation of 18.2 inches, and an elevation variation of 1,717 feet to 2,480 feet. The principal river in the county is the Concho, which is formed by the convergence of the North, Middle, and South Concho rivers. The North Concho River and its tributaries, Bald Eagle, Chalk, Dry, Grape, Little, Mulberry, and Walnut creeks, drain the northwest portion of the county. The Middle Concho and its tributaries, Brushy, Dove, Dry Rocky, East Rocky, West Rocky, and Spring creeks, drain the west central and southwest portions of the county. The South Concho and its tributaries, Burks and Pecan creeks, drain the southern part of the county. And finally the Concho and its tributaries, Catelan, Erica, Hog Marsh, Kickapoo, Lipan, and Snake creeks, drain the southeastern part of the county. There are three major impoundments, O. C. Fisher lake, Twin Buttes Reservoir, and Lake Nasworthy. The major soil types in the

county are silty clay loams and stony clays. The county has two distinct physiographic regions: the Osage Plains and the [Edwards Plateau](#). In the central, eastern, and southeast sections, the plants are typical of the Lower Osage Plains and the [High Plains](#), including buffalo, grama, wheat, and Indian grasses, with scattered [mesquite](#) and zerophytes. The northern, western, and extreme southwest parts of the county have the short grasses and scattered timbers typical of the Edwards Plateau and [Hill Country](#), which include live, shinnery, and red oaks mixed with buffalo and mesquite grasses. There is also algerita, cat's claw, chapparal, prickly pear, yucca, and cacti. Mesquite trees thrive throughout the county, and pecan trees are present in great numbers in the river bottoms. In general, agriculture is dominant in the Osage Plains and ranching in the Edwards Plateau region. San Angelo is the largest processing and shipping center for the [wool and mohair industry](#) in the United States. In 1990, 200,000 of the county's one million acres were farmed, including 15,000 irrigated acres. Commercial minerals include caliche, limestone, and oil and gas in the south central and northwest regions of the county. Major archeological sites are scarce in the county. Some scattered artifacts and graves have been discovered, including fifty smooth rock basins near the head of Dove Creek. The most famous aboriginal site in the region is that of Painted Rocks in Concho County, west of Tom Green.

POPULATION DATA

The Concho Valley, TX Community Needs Assessment Region currently is comprised of nine counties and one Census Designated Place (CDP). A CDP is defined as a [very] small geographic area, or typically a small community within a city or town, and very small relative to the, city, town or county in which it is located. Sometimes a CDP is described as a “crossroads community”.

Concho Valley has a total population of 9,655 persons according to the latest U. S. Bureau of the Census, American Community Survey 2017-2021 5 Year Estimates. In regard to the population under age 5, Concho Valley is overwhelmingly dominated by Tom Green County TX. (This will be true throughout this Needs Assessment).

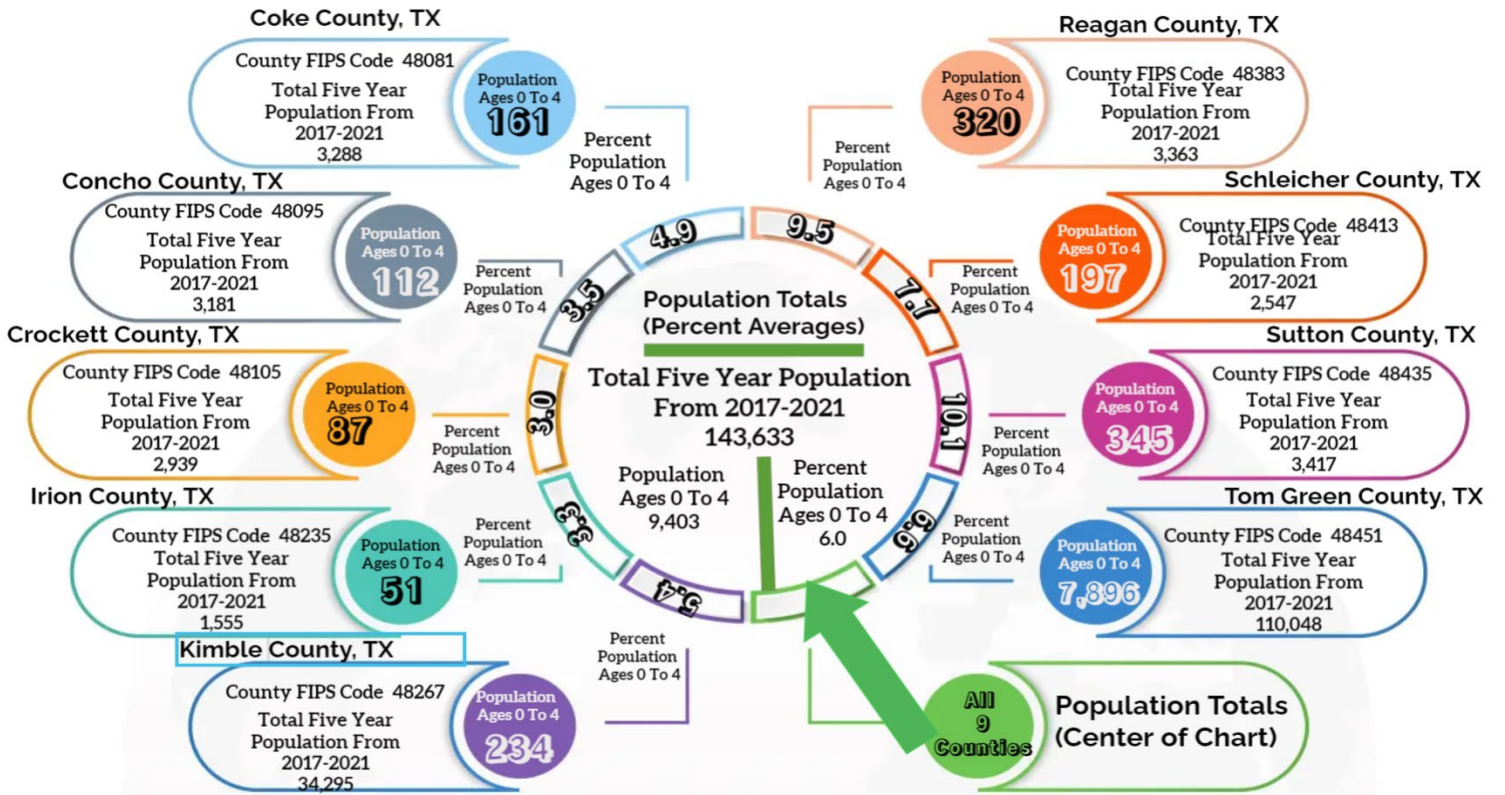
In regards to total population, approximately 7,896, or 81.8% of all children under age 5 are located in Tom Green County.

An examination of the percentage of the early learning population under age 5, Grape Creek CDP and Sutton County both possess the highest percentage(s) of the early learning population under age 5. We note specifically that the percentage of children under age 5 in Grape Creek CDP, 13.7% (or one out of every seven children) is located in a very small geographic area. Comparatively the same interpretation can be seen and made for the other counties by ranking the top five counties (places) in the Concho Valley Community Needs Assessment Region. Respectively we find that while the total population under age 5 is low in relative terms, we note specifically that the Grape Creek CDP (13.7%), Sutton (10.1%), Reagan (9.5%), Schleicher (7.7%), and Tom Green Counties (6.6%).

A regional interpretation of the early learning population under the age of five, is that while the counties are very small in population relative to size, that (with the exception of Coke, Concho, Irion, and Crockett Counties) the population under age 5 in relative terms, region will need to seek to maximize funding to serve not only the current population of children under age five, but allow for increased capacity, in order to serve the population of children under age 5 as they age out throughout the Concho Valley Region.

See Chart Below:

COUNTY AND STATE INFO GRAPHIC



INCOME DATA

County	Family Households	Family Household Income \$0 To \$9,999	Family Household Income \$10,000 To \$19,999	Family Household Income \$15,000 To \$24,999	Family Household Income \$ 25,000 To \$34,999
Coke County	828	6	12	37	89
Concho County	518	18	4	52	87
Crockett County	879	0	70	0	94
Irion County	398	8	15	30	29
Kimble County	1,188	80	2	66	108
Reagan County	861	0	9	44	49
Schleicher County	580	40	4	39	31
Sutton County	895	69	27	93	31
Tom Green County	28,325	820	478	1,262	1,940

County	Family Households	Percentage Of Family Income \$ 0 To \$9,999	Percentage Of Family Income \$ 10,000 To \$19,999	Percentage Of Family Income \$15,000 To \$24,999	Percentage Of Family Income \$25,000 To \$34,999
Coke County	828	0.7	1.4	4.5	10.7
Concho County	518	3.5	0.8	10.0	16.8
Crockett County	879	0.0	8.0	0.0	10.7
Irion County	398	2.0	3.8	7.5	7.3
Kimble County	1,188	6.7	0.2	5.6	9.1
Reagan County	861	0.0	1.0	5.1	5.7
Schleicher County	580	6.9	0.7	6.7	5.3
Sutton County	895	7.7	3.0	10.4	3.5
Tom Green County	28,325	2.9	1.7	4.5	6.8

County	NonFamily Households	Percent NonFamily Households	Median Nonfamily Income	Average Nonfamily Income
Coke County	556	40.2	\$18,000	\$25,590
Concho County	285	35.5	\$32,250	\$39,120
Crockett County	418	32.2	\$42,750	\$49,075
Irion County	279	41.2	\$29,491	\$29,917
Kimble County	609	33.9	\$27,880	\$69,598
Reagan County	208	19.5	\$31,422	\$46,262
Schleicher County	303	34.3	\$26,992	\$49,808
Sutton County	229	20.4	\$44,408	\$57,197
Tom Green County	16,489	36.8	\$35,420	\$50,362

County	Median Family Income	Average Family Income	Income Per Person
Coke County	\$70,893	\$83,837	\$27,194
Concho County	\$59,833	\$76,060	\$22,225
Crockett County	\$54,502	\$63,945	\$28,512
Irion County	\$68,594	\$80,285	\$26,525
Kimble County	\$78,155	\$95,040	\$37,697
Reagan County	\$69,375	\$83,729	\$25,929
Schleicher County	\$79,432	\$74,713	\$27,870
Sutton County	\$63,648	\$73,814	\$25,610
Tom Green County	\$76,060	\$95,283	\$31,064

HOUSING & HOMELESSNESS

County	Percent Of Households With Earnings	Percent Of Households Social Security	Percent Of Households Receiving Retirement Income	Percent Of Households Receiving Supplemental Security Income	Percent Of Households Receiving Public Assistance	Percent Of Households Receiving Food Stamps
Coke County	64.5	49.3	22.9	9.0	0.9	8.8
Concho County	62.4	58.4	30.6	0.5	1.4	7.1
Crockett County	83.3	24.7	14.1	2.4	1.9	4.3
Irion County	69.6	30.7	20.2	1.5	0.0	6.2
Kimble County	69.1	43.8	31.3	3.8	2.9	5.6
Reagan County	89.7	17.9	12.8	0.0	0.9	8.6
Schleicher County	77.5	45.1	27.9	1.2	0.1	4.4
Sutton County	83.9	30.7	7.5	3.0	0.8	8.2
Tom Green County	79.6	29.9	19.4	5.0	2.6	7.0

County	Median Household Income	Average Household Income	Average Household Dollar Amounts For SocSec	Average Household Dollar Amounts For RetInc	Average Household Dollar Amounts For SuppSecInc	Average Household Dollar Amounts For PubAssist
Coke County	\$42,639	\$60,514	\$18,255	\$22,035	\$8,320	\$1,050
Concho County	\$46,719	\$62,995	\$21,863	\$25,406	Not Provided Due To Data Suppression	\$800
Crockett County	\$52,731	\$59,153	\$21,485	\$38,217	Not Provided Due To Data Suppression	Not Provided Due To Data Suppression
Irion County	\$39,770	\$60,779	\$21,331	\$30,185	Not Provided Due To Data Suppression	Not Provided Due To Data Suppression
Kimble County	\$55,677	\$87,552	\$19,359	\$28,040	\$10,413	\$4,450
Reagan County	\$62,829	\$76,750	\$20,443	\$32,485	Not Provided Due To Data Suppression	Not Provided Due To Data Suppression
Schleicher County	\$61,094	\$67,772	\$16,596	\$16,039	Not Provided Due To Data Suppression	Not Provided Due To Data Suppression
Sutton County	\$61,538	\$70,704	\$21,312	\$22,248	\$7,297	Not Provided Due To Data Suppression
Tom Green County	\$62,052	\$79,642	\$19,289	\$25,376	\$11,407	\$1,467

EDUCATION STATS IN CVCOG SERVICE AREA

Early Childhood Education Resources For Children Living In Texas

General Early Childhood Education Resources In Texas

Early Childhood Intervention (ECI) is a statewide program within the Texas Health and Human Services Commission for families with children birth up to age 3, with developmental delays, disabilities or certain medical diagnoses that may impact development. ECI services support families as they learn how to help their children grow and learn.

Medically Diagnosed Condition

If a child has a medically diagnosed condition that is likely to cause a developmental delay and has a need for services, he or she will qualify for ECI services. HHS has a list of diagnoses that are medically qualifying. Medical records must be provided to confirm the diagnosis.

Determination of Services

A child is evaluated using a state approved evaluation tool to determine eligibility. If a child qualifies for services, the team identifies your child's strengths and needs in each of your family's daily routines.

Based on the results of the evaluation and assessment, your team develops a plan for services, also known as the Individualized Family Service Plan (IFSP). Under the Individuals with Disabilities Education Act (IDEA), evaluations, assessments and IFSPs are provided at no cost to parents.

Provision of Services

- **Family-centered services:** Services are based on the needs and concerns of each family and child. ECI professionals and family members incorporate activities into daily routines to promote the child's development.
- **Familiar settings:** Though most ECI services are provided at home, they can be provided in other places where the child goes regularly, such as a childcare center, park, library or other community setting.
- **Case management:** Service coordinators help families access and receive the services, resources and supports they need to support their child's development. Supports include helping the child and family transition to special education services or other options, as appropriate for children exiting ECI at age 3. ECI provides comprehensive case management for all members of the child's family as their needs relate to the enrolled child's growth and development.

ECI (Continued)

- **Planning for next steps:** ECI services end when the child turns 3. Well before that time, the ECI team, including the family, decides on next steps. Children may transition to public school, preschool, Head Start, childcare centers or other community activities and programs, or they may stay home with their family. For children who need further intervention services the goal is a smooth transition with no service gaps.



Early Childhood Special Education (ECSE) for Ages 3-5

Early Childhood Special Education (ECSE) is a state and federally mandated program for young children with disabilities ages 3-5. Eligible children with disabilities, ages 3-5, are entitled to receive a free appropriate public education (FAPE) under the Individuals with Disabilities Education Act (IDEA)

Part B, Section 619 in the least restrictive environment (LRE) in accordance with their individual needs. Children who meet eligibility criteria may receive Early Childhood Special Education services in a variety of settings such as a pre-kindergarten classroom, in the home, or in community settings such as Head Start and pre-school.

In Texas, services for eligible children with disabilities ages 3-5 are provided free of charge through the public-school system. Over 40,000 children in Texas receive individual special education services each year as a part of IDEA 619 Preschool.

Early Childhood Education Resources Contact Information

For more information contact your local school district or regional education service center (<https://tea.texas.gov/about-tea/other-services/education-service-centers/education-service-centers-map>).

IDEA 619 State Contact

Terrie Breeden, State 619 Coordinator Texas

Education Agency

512-463-9414 (tel:512-463-9414)

Get Parenting Program

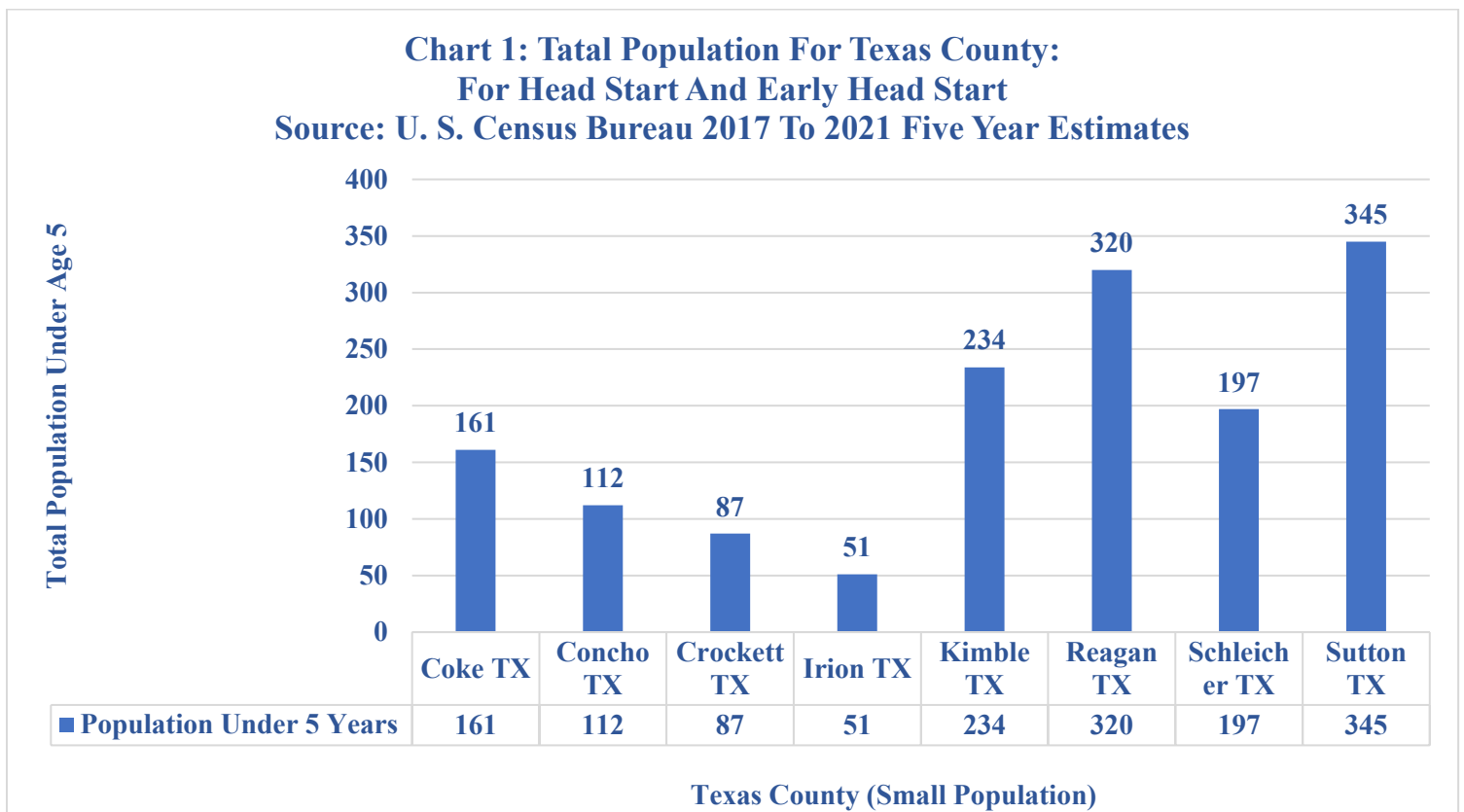
Parenting is one the best jobs you will ever have and one of the hardest. We have resources to help you no matter what the challenge. From teenage battles to toddler tantrums, we are here to find solutions, share ideas, and be a listening ear.

Texas Childcare Solutions:

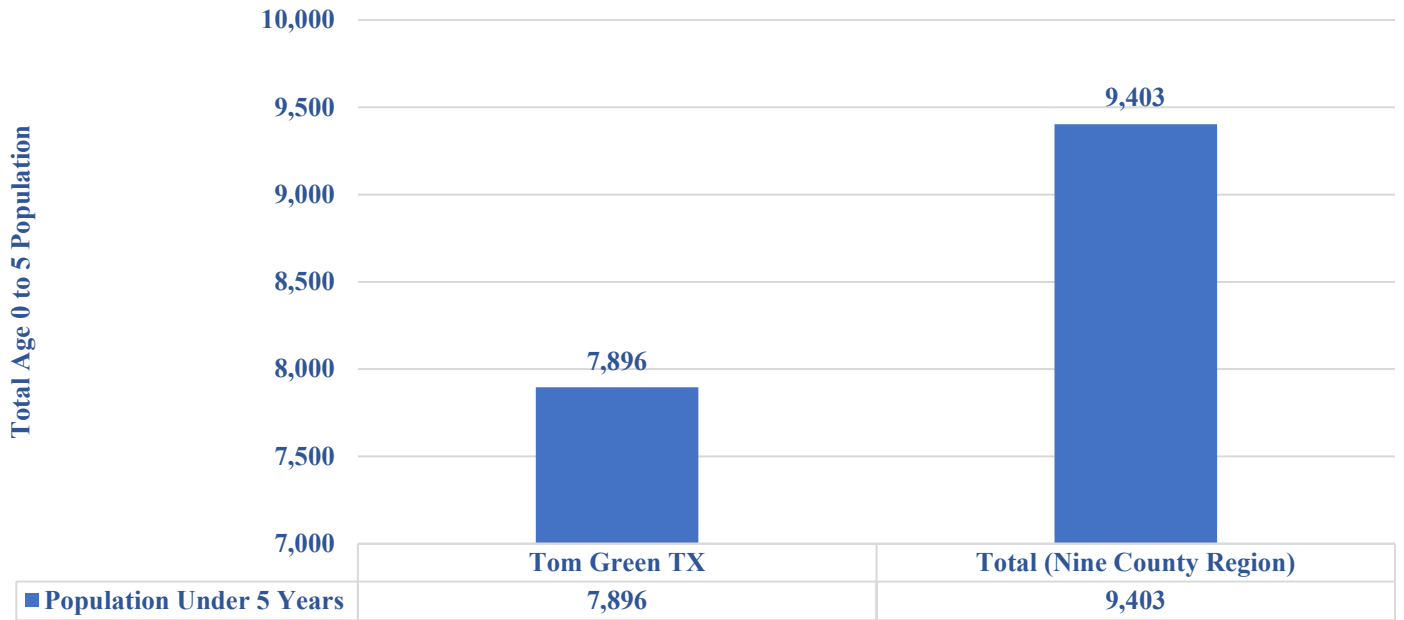
Developed by the Texas Workforce Commission, the purpose of Texas Child Care Solutions is to provide parents and child care programs access to resources and information to assist them in making informed choices to meet their child care and program needs.

Prekindergarten Programs

Available for eligible children at least three years of age on or before September 1 of the current school year (if a three-year-old program is available) or four years of age on or before September 1. Some schools offer tuition-based programs for children who are ineligible for free prekindergarten.

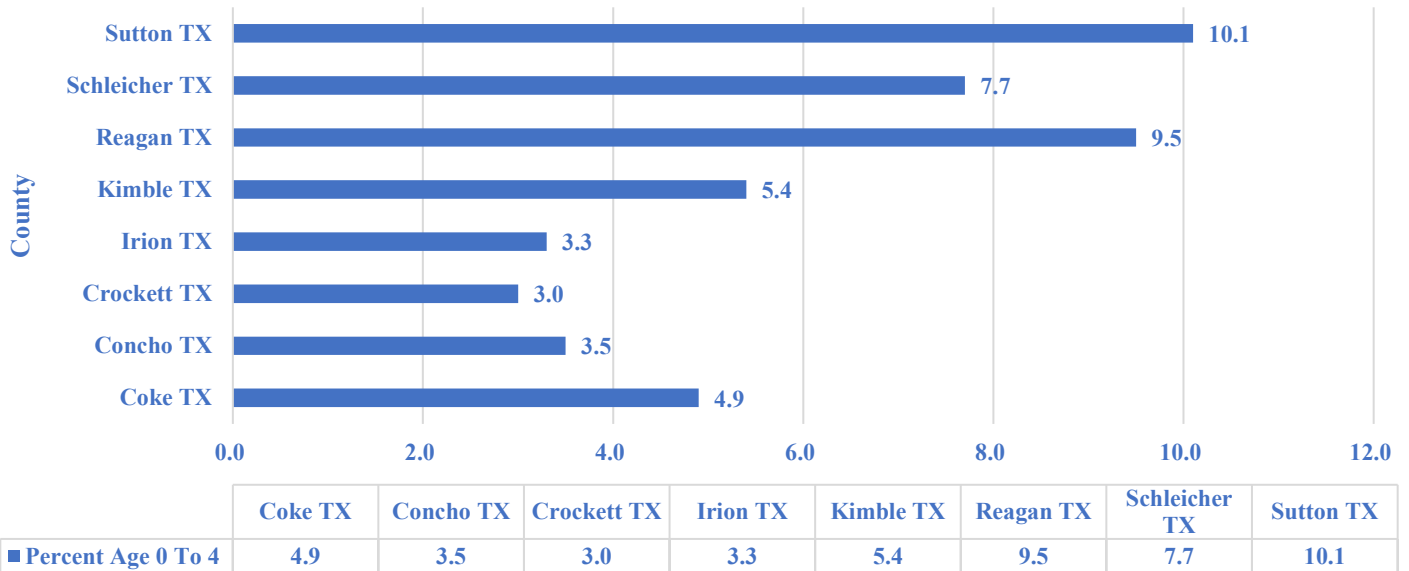


**Chart 2: Total Population Age 0 to 5 For Tom Green County
And The Nine County Region:
For Head Start And Early Head Start
Source: U. S. Census Bureau 2017 To 2021 Five Year Estimates**



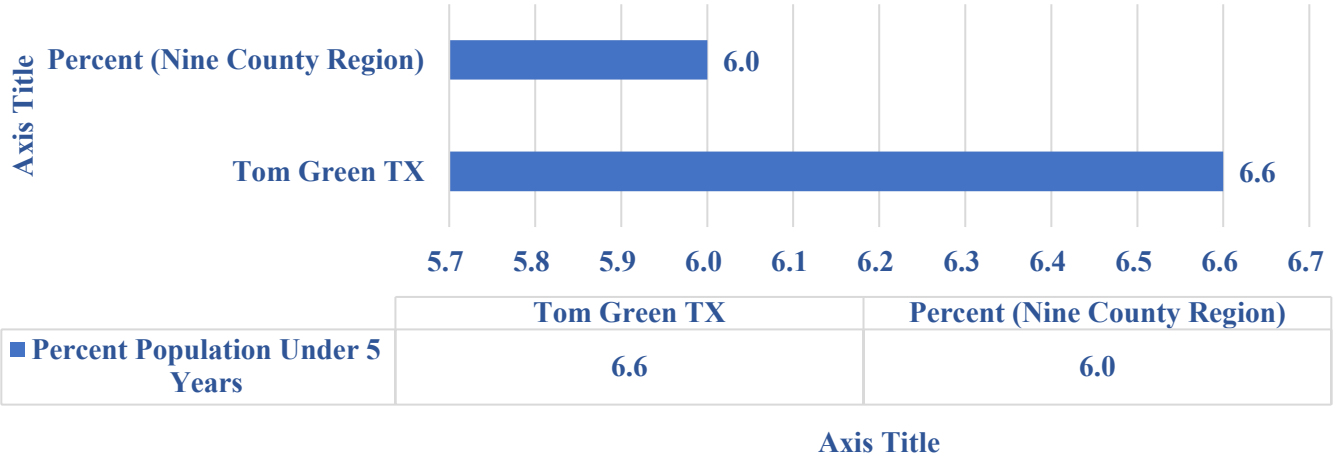
County And Nine County Regional Average

**Chart 3: Percent Population Ages 0 To 5
For Selected Texas Counties:
Source: U. S. Bureau Of The Census: 2017 To 2021 Estimates**



Percent Population Ages 0 to 5

**Chart 4: Percent Population Age 0 to 5 For Tom Green County
And The Nine County Region:
For Head Start And Early Head Start**
Source: U. S. Census Bureau 2017 To 2021 Five Year Estimates



CVCOG SERVICE AREA EARLY CHILDHOOD LEARNING CENTERS

GRAPE CREEK

Name Of Center	Type (EHS - Early Head Start - Head Start - 4K (All))	City-Town*	Zip Code	County	Total Capacity
Kiddie Garden Preschool	Infants, 13 Months to 2 Years, 3 to 4 Years	San Angelo	76901	Tom Green	61
Little Rascals Clubhouse	Data Not Provided	San Angelo	76901	Tom Green	149
Little Folks Dude Ranch	Data Not Provided	San Angelo	76901	Tom Green	145
Grace Temple Child Development	Data Not Provided	San Angelo	76901	Tom Green	123
Grape Creek Children's Ministry	Data Not Provided	San Angelo	76901	Tom Green	82
Kountry Tyme Academy	Infants, 13 Months to 2 Years, 3 to 4 Years	San Angelo	76901	Tom Green	38
Memaw's Daycare	Infants, 13 Months to 2 Years, 3 to 4 Years	San Angelo	76901	Tom Green	68
TLC Preschool	Infants, 13 Months to 2 Years, 3 to 4 Years	San Angelo	76901	Tom Green	95

CVCOG HS/EHS PROGRAM DATA

The Concho Valley Council of Governments (CVCOG) is one of 24 regional councils in Texas. The geographic boundaries of the councils must coincide with the state's planning regions as designated by the Governor. Membership in Texas' Councils of Governments includes almost 2,000 local governments and all of the state's 254 counties. Policy decisions for the Council are made by its Executive Committee composed of a representative chosen by the local government members of each county, a member of the board of the largest school district, a member representing the region's largest city, and two members of the Texas legislature whose districts lie partially or wholly within the region.

HEAD START/EARLY HEAD START PARENT, FAMILY AND COMMUNITY

ENGAGEMENT When parent and family engagement activities are systemic and integrated across program foundations and program impact areas, family engagement outcomes are achieved, resulting in children who are healthy and ready for school. Parent and family engagement activities are grounded in positive, ongoing, and goal-oriented relationships with families. Head Start/Early Head Start is about building relationships with families that support family well-being, strong relationships between parents and their children, and ongoing learning and development for both parents and children. **GOVERNANCE** The Head Start program has a shared governance system in which a policy council and a governing board share policy making decisions. The policy council is elected annually and is comprised of parents, community volunteers and one governing board member. The governing board member is a liaison between both boards and helps to provide guidance during policy council meetings. The governing board works diligently with staff and the policy council to develop, review, and approve policies, plans, and grant applications as required by federal regulations. **ENROLLMENT** The Concho Valley Council of Governments provides Head Start and Early Head Start services in 5 counties with a

funded enrollment of 539 Head Start funded enrollment is 445 serving, 17 children in Concho County, 17 in Crockett County, 17 in Menard County, 17 in Schleicher County and 343 in Tom Green County. Early Head Start funded enrollment is 128, serving 112 children and 8 Pregnant Woman in Tom Green County and 8 children in Menard County. Head Start provides comprehensive services in a center-based option aligned with the local education school calendar in each county August through May. Head Start hours of operation are 7:45am-1:45pm. Early Head Start provides comprehensive services in a center-based option August through July. Early Head Start hours of operation are 7:45-2:45pm. OTHER FUNDING SOURCES USDA Child Care Food Program reimbursement for October 1, 2021 through September 30, 2022 was \$505,127.43.

PARENT, FAMILY AND COMMUNITY ENGAGEMENT AND SCHOOL READINESS:

HEAD START/EARLY HEAD START

The Concho Valley Council of Governments Head Start and Early Head Start School Readiness Goals are integrated with the Parent, Family and Community Engagement goals to include goals for children ages birth to 5 years and families. We continue to strengthen our collaboration with local education agencies to promote school readiness and to share expectations for children's learning and development as they transition to public school. To promote school readiness, we strive for every Head Start teacher to have a baccalaureate or advanced degree in Early Childhood Education. Family Engagement plays an important role in school readiness. Engaging parents in all aspects of the program, helps empower them and provides them with the skill to prepare their children for academic success. We encourage parent engagement and leadership in the following: curriculum aligned homework, parent meeting and committees, policy council,

parent education program, father engagement initiative, center and classroom engagement, and classroom volunteer time.

CHILD OUTCOME DATA END OF YEAR 2021-2022

Assessment Data below is for the (EOY) End of Year 2021-2022. Data indicates the number of children On Track, Needs Support or Monitor and Out of Range in the following areas: (1%)

Domain	On Track	Needs Support/Monitor	Out of Range
Approaches to Learning	87%	11%	2%
Social Emotional Behavior	81%	16%	3%
Language Communication/Literacy	74%	23%	3%
Cognitive: Math and Science	75%	19%	6%
Perceptual, Motor and Physical Development	82%	16%	2%

OUTCOMES OF PROGRAM ACTIVITIES HEAD START

- Total number of children served: 483
- Total number of eligible children served: 402
- Total number of children’s family income below 130%: 81
- Total number of children over income: 0
- Percentage of children with a disability served: 35 / 7%

EARLY HEAD START:

- Total number of children served: 217
- Total number of eligible children served: 201
- Total number of children’s family income below 130%: 7
- Total number of children over income: 9
- Percentage of children with a disability served: 14 / 6.45%

PROGRAM INFORMATION REPORT 2021-2022 HEAD START

- Percentage of children up-to-date on a scheduled of preventive and primary health care: 86%
- Of the children up-to-date on health screenings, the percentage diagnosed with a chronic condition needing medical treatment: 0.3%
- Of the children diagnosed with a chronic condition needing medical treatment, the percentage of children who received medical treatment: 64%
- Percentage of children completing professional dental exams: 73%

- Of the children receiving dental exams, the percentage of children needing further treatment: .08%
- Of the children needing treatment, the percentage of children who received dental treatment: 100%
- Percentage of classroom teachers with a Bachelor degree or Advanced degree: 17%
- Percentage of classroom teachers with an Associate degree: 25%
- Percentage of classroom teachers with a CDA and enrolled in BA or A

PROGRAM INFORMATION REPORT 2021-2022 HEAD START

- Percentage of children up-to-date on a scheduled of preventive and primary health care: 86%
- Of the children up-to-date on health screenings, the percentage diagnosed with a chronic condition needing medical treatment: 0.3%
- Of the children diagnosed with a chronic condition needing medical treatment, the percentage of children who received medical treatment: 64%
- Percentage of children completing professional dental exams: 73%
- Of the children receiving dental exams, the percentage of children needing further treatment: .08%
- Of the children needing treatment, the percentage of children who received dental treatment: 100%
- Percentage of classroom teachers with a Bachelor degree or Advanced degree: 17%
- Percentage of classroom teachers with an Associate degree: 25%
- Percentage of classroom teachers with a CDA and enrolled in BA or AA program: 38%
- Percentage of classroom teachers working toward a CDA: 21%

- Percentage of classroom teacher assistants with Associate or higher degree: 8%
- Percentage of classroom teacher assistants with a Child Development Associate Credential: 54%
- Percentage of classroom teacher assistants working toward a CDA: 38%
- Families receiving WIC services: 148
 - Number of father/father figures who were engaged in the following activities during this year:
 - o Family Assessment: 135
 - o Family Goal Setting: 132
 - o Involvement in Head Start Child Development Experience: 141
 - o Head Start Program Governance: 32
 - o Parenting Education Workshops: 90

EARLY HEAD START

- Percentage of children up-to-date on a schedule of preventive and primary health care: 40%
- Percentage of classroom teachers with a Child Development Associate or higher: 70%
- Families receiving WIC services: 133
- Number of father/father figures who were engaged in the following activities during this year:
 - o Family Assessment: 16

- o Family Goal Setting: 17
- o Involvement in Early Head Start Child Development Experience: 16
- o Head Start Program Governance: 1
- o Parenting Education Workshops: 2

FY 2021-2022 PLANNED PERFORMANCE MEASURES

- Serve 10% of funded enrollment to children with Disabilities
- Decrease Teacher Turnover
- Dual Enrollment: Pre-K Enrollment and Head Start Enrollment
- Increase Early Head Start enrollment

FY 2021-2022 ACTUAL PERFORMANCE MEASURES

- As of December 2021, we are serving 28 Head Start and 8 Early Head Start children with disabilities. Year-to-date we have served 36 children with disabilities; 7% of our actual enrollment. A 2% increase from this time last year. We received a waiver from the OHS for 2020-2021.
- Contacted Texas Workforce, agency operating the T.E.A.C.H grant. Head Start staff are not currently eligible to receive scholarship assistance because Head Start does not participate in subsidizing child care for families. Head Start paid the college tuition for six teachers. We paid for five teachers to obtain their Child Development Credential.
- Currently there are not any local Independent School Districts willing to participate in dual enrollment.
- We converted 34 Head Start enrollment opportunities to 8 Early Head Start enrollment opportunities Menard. This was the first time to serve infants and toddlers in our rural service area.

FY 2022-2023 PLANNED PERFORMANCE MEASURES

- Serve 10% of funded enrollment to children with Disabilities
- Increase Early Head Start enrollment

Education Services

Concho Valley Council of Governments
Early Head Start & Head Start
Parent, Family and Community Engagement and School Readiness Plan

PFCE/School Readiness Domain	Objective	What this looks like:
FAMILY CONNECTIONS TO PEERS AND COMMUNITY	Parents and families will form connections with peers and mentors in formal and informal social networks that are supportive and/or educational and that enhance social well-being and community life.	<ul style="list-style-type: none"> • Parents and families will connect with other parents and families to exchange knowledge and resources. • Parents and families engage in problem-solving and decision-making with staff and parents. • Parents and families will volunteer in the program or other community organizations.
FAMILIES AS ADVOCATED AND LEADERS	Families will participate in leadership development, decision-making, program policy development, or community and state organizing activities to improve children’s development and learning experiences.	<ul style="list-style-type: none"> • Parent and families will engage in leadership activities. • Parent and families will build their strength as leaders through training, parent committee, policy council, etc.
SOCIAL/EMOTIONAL	<p>PARENT/CHILD RELATIONSHIPS: Beginning with transitions to parenthood, parents, and families develop warm relationships that nurture their child’s learning and development.</p> <p>Children will develop and engage in and maintain positive adult, peer relationships and interactions. Children will begin to develop and display a sense of self, competence, self-regulation, and their identity that is rooted in their family and culture.</p>	<ul style="list-style-type: none"> • Parents and families will use positive parenting practices. • Parents and families will have understanding ways to respond to children’s behavior • Parents and families will be informed of their child’s social, emotional, and cognitive development. • Learning skills that develop bonds between the adult and child and positive interaction with peers. • Children will have an understanding of self and their culture. • Children will be able to identify emotions and use words to express their feelings. • Children will follow simple rules, routines and directions. • Children will be able to move through transitions with minimal directions from adults.
LANGUAGE/ LITERACY	<p>FAMILIES AS LEARNERS: Parents and families advance their own learning interest through education, training and other experiences that support their parenting, careers, and life goals.</p> <p>Children will use receptive and expressive language for conversation and</p>	<ul style="list-style-type: none"> • Parents and families will identify their strengths as learners. • Parents and families will enroll in courses or training programs that led toward GED, certifications and/or other degrees. • Parents and families will consider goals related to volunteer and employment options in Head Start or Early Head Start. • Children will comprehend increasingly complex and varied vocabulary.

	<p>communication while increasing their vocabulary.</p> <p>Children will engage with literature in developmentally appropriate ways.</p>	<ul style="list-style-type: none"> • Children will use language to express ideas and needs. • Children will identify and discriminate between words in language. • Children will use different forms of literature. • Children will experiment with writing tools and materials.
APPROACHES TO LEARNING	<p>FAMILY ENGAGEMENT IN TRANSITIONS: Parents and families will support and advocate for their children’s learning and development as they transition to new learning environments, including EHS to HS, EHS/HS to other early learning environments, and HS to Kindergarten through Elementary.</p>	<ul style="list-style-type: none"> • Parent and families will have learned about their rights under federal and state laws under the Individuals with Disabilities Education Act. • Parents and families will be able to access information about existing local parent organizations & family peer networks in order to continue engagement in new settings.
	<p>Children will demonstrate and engage in discovery and creative expression. Children will display levels of curiosity and persistence.</p>	<ul style="list-style-type: none"> • Children will ask questions and seek new information. • Children will join in cooperative play, help, share, and cooperates in a group. • Children will express themselves through creative movement and dance. • Children will use a range of media and materials to create drawings, pictures, and other objects. • Children will use creativity and imagination to portray events, characters or stories through acting and using props and language.
COGNITION AND GERNERAL KNOWLEDGE	<p>FAMILIES AS LIFELONG EDUCATORS: Parents and families observe, guide, promote, and participate in the everyday learning of their children at home, school, and in their communities.</p>	<ul style="list-style-type: none"> • Parents and families share their knowledge of their children with program and teaching staff about learning, development and program curriculum. • Parents and families will learn more about the social-emotional development of their infants and toddlers • Parents and families will gain confidence and competence in voicing, acting on, and achieving lifelong learning goal for their children.
	<p>Children will use math, science and problem-solving skills in daily situations. Children will begin to develop and demonstrate the ability to remember while using their experiences to make connections.</p>	<ul style="list-style-type: none"> • Children will understand that number represent quantities and have ordinal properties. • Children will count, match, and compare quantities. • Children will understand shapes, patterns and attributes. • Children will develop skills to observe and collect information.

		<ul style="list-style-type: none"> • Children will have an understanding of one’s relationship to the family and community and between people in the environment where they live.
PHYSICAL WELL-BEING AND MOTOR DEVELOPMENT	<p>FAMILY WELL-BEING: Parents and families are safe, healthy, and have increased financial security.</p>	<ul style="list-style-type: none"> • Parents and families will benefit from participating in different program services and/or activities. • Parents and families will have gained knowledge in: <ul style="list-style-type: none"> ➤ Safety ➤ Housing ➤ Health/Mental Health ➤ Employment/job skills ➤ Budget/finances, financial literacy
	<p>Children will develop gross motor and fine motor skills. Children will develop health and safety habits.</p>	<ul style="list-style-type: none"> • Children will be able to skip, run, throw, catch, and kick a ball. • Children will be able to hold a pencil properly, cut with scissors, and lace cards. • Children will be able to take care of personal needs such as toileting, hand washing and brushing teeth.

CVCOG Head Start and Early Head Start programs implement the Frog Street Curriculum. Frog Street’s comprehensive, dual-language Pre-K curriculum is designed to meet the needs of diverse learners while celebrating the joy of learning for each child.

The highest-rated curriculum in two recent major reviews, Frog Street Pre-K is built on proven brain research and is designed to meet the needs of all learners.

Frog Street Pre-K includes all of the components teachers need to prepare students for kindergarten such as:

Social-emotional learning using Conscious Discipline®

- Easy-to-use weekly teachers' guides
- Integrated STEAM projects
- Suite of Digital Products
- And so much more!

Transportation

CONCHO VALLEY TRANSIT DISTRICT The Concho Valley Transit District is a Concho Valley Council of Governments program. CVCOG is a voluntary association of local government comprised of 14 counties: Coke, Concho, Crockett, Edwards, Irion, Kimble, Mason, McCulloch, Menard, Reagan, Schleicher, Sterling Sutton, and Tom Green. An 18- member Executive Committee governs CVCOG. The Executive Committee includes 14 elected officials assigned by each member's county commissioner's court, one elected official assigned by the City of San Angelo, one elected official representing the San Angelo Independent School District, and two elected officials representing the State of Texas. CVTD is a political subdivision of Texas authorized by Texas Transportation Code Chapter 458. CVTD receives state funds for transit services and serves as a rural and urban transit district. The Rural Transit District (RTD) serves 12 of the counties under CVCOG, with the exception of Edwards and Mason counties. As an RTD, CVTD operates demand-response services in rural areas of Tom Green County and 11 other counties. In addition, CVTD develops a fixed schedule for each county to provide regular in/outof-county bus services. In 2006, CVTD took over responsibility from the City of San Angelo to provide public transportation for the city, thus declaring it an Urban Transit District. As a UTD, CVTD operates the fixed-route service and ADA para-transit service within the boundary of the San Angelo urbanized area. In addition, CVTD contracts with multiple non-emergency medical transportation (NEMT) service providers to help facilitate transportation services for Medicaid clients. CVTD also partners with several local agencies and organizations to provide transit services to their clients. Lastly, CVTD offers connection services for Greyhound Lines, which provides private bus service outside our region. Our goals for the

Concho Valley Transit District include increasing reliability, expanding services, improving customer service, increasing community engagement, and introducing new ridership to all divisions. With the implementation of new technologies, both our Fixed Route and our Demand Response services will soon see an increase in reliability that will benefit both our dispatchers and our external customers. Customer service will further be improved with the integration of these new technologies as well as through our efforts to hold additional public meetings throughout the fiscal year. Introducing a safety and training department will decrease accidents and operational incidents as drivers and staff will be enriched in the "safety always" culture that CVTD has grown to operate from. To obtain additional partnerships with local and region-wide organizations and better understand the community's transportation needs, CVTD will continue acting as the lead agency for the Region 10 – Regional Coordination Planning Committee and host quarterly meetings to allow this beneficial interaction. Lastly, CVTD aims to increase ridership throughout all divisions through outreach, public education, and organizational partnerships.

County	Percent Of Homes With No Vehicle	Percent Of Homes With One Vehicle	Percent Of Homes With Two Vehicles	Percent Of Homes With Three Or More Vehicles
Coke County	3.1	40.6	35.3	21.0
Concho County	3.6	28.8	47.8	19.8
Crockett County	1.8	44.8	39.6	13.8
Irion County	5.8	37.1	32.5	24.7
Kimble County	4.2	26.9	36.3	32.7
Reagan County	1.1	29.1	35.2	34.6
Schleicher County	2.8	25.3	48.9	23.0
Sutton County	3.6	24.1	45.9	26.3
Tom Green County	5.5	32.8	39.1	22.6

County	Total Homes With No Vehicles	Total Homes With One Vehicle	Total Homes With Two Vehicles	Total Homes With Three Or More Vehicles
Coke County	43	562	488	291
Concho County	29	231	384	159
Crockett County	23	581	514	179
Irion County	39	251	220	167
Kimble County	75	483	652	587
Reagan County	12	311	376	370
Schleicher County	25	223	432	203
Sutton County	41	271	516	296
Tom Green County	2,450	14,711	17,544	10,109

PARENT ENGAGEMENT

22-23 Self-Assessment Parent Survey

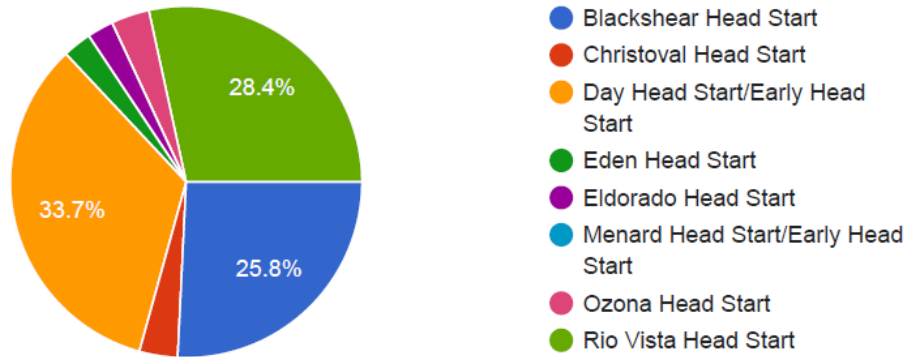
460 responses

[Publish analytics](#)

What school does your child attend?

 Copy

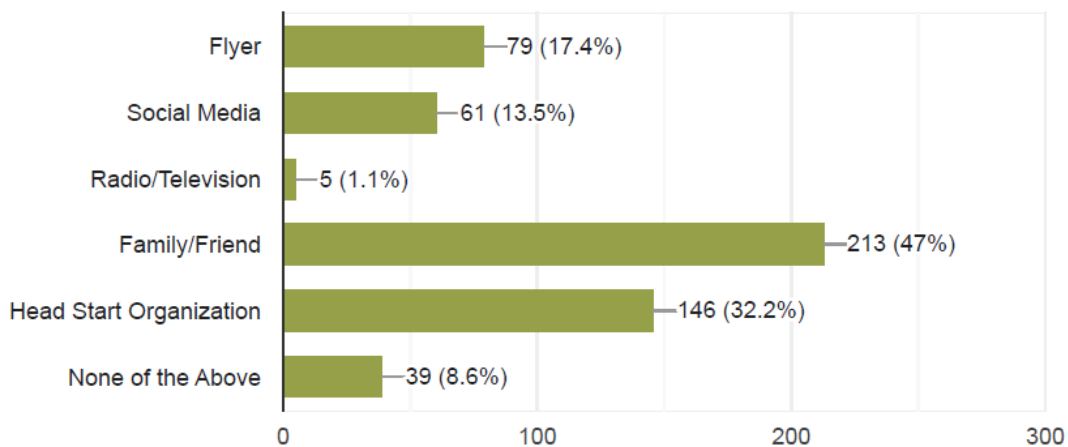
454 responses



How did you hear about our program? Please check all that apply.

 Copy

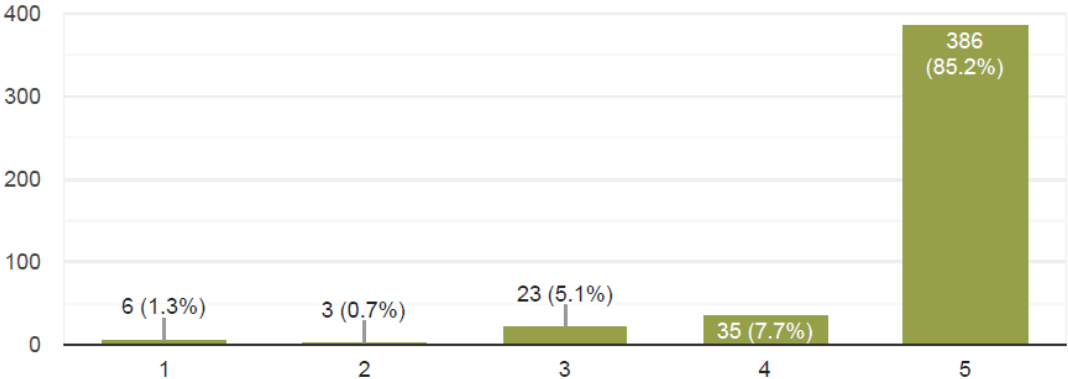
453 responses



Do you as a parent feel welcome and included in your child's Head Start program?



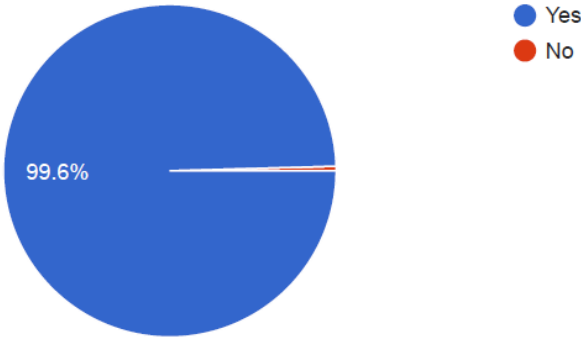
453 responses



During your enrollment process were you treated with dignity and respect?



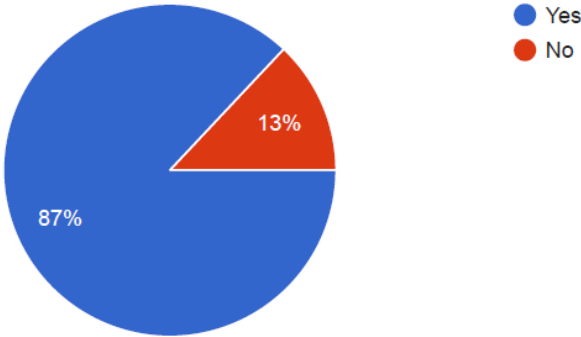
455 responses



Do you know why family income is verified in the enrollment process?



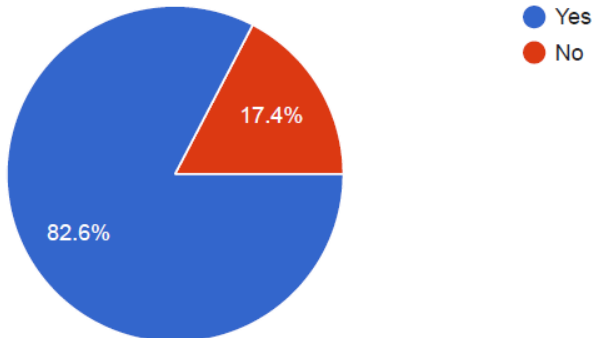
454 responses



Are you familiar with the points given to you during the Selection Criteria?

[Copy](#)

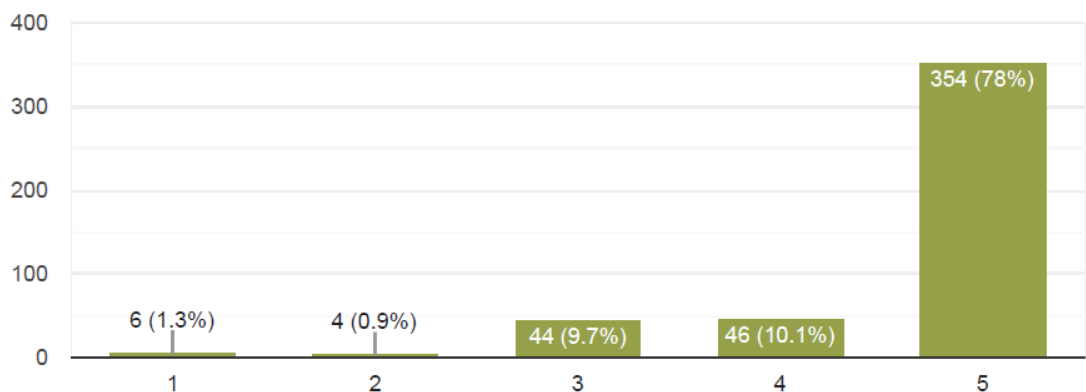
455 responses



Do you feel your Head Start celebrates the diversity of ideas and people?

[Copy](#)

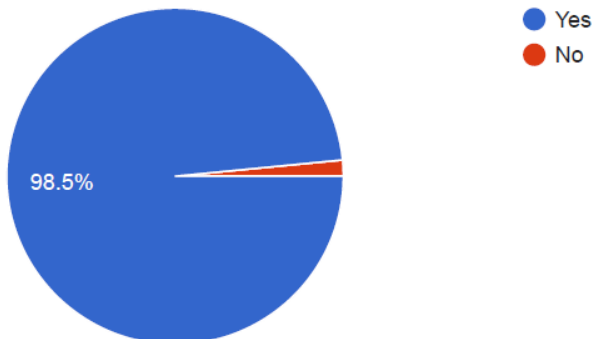
454 responses



Does your child's teacher share Developmental Screening and Assessment Data results with you?

[Copy](#)

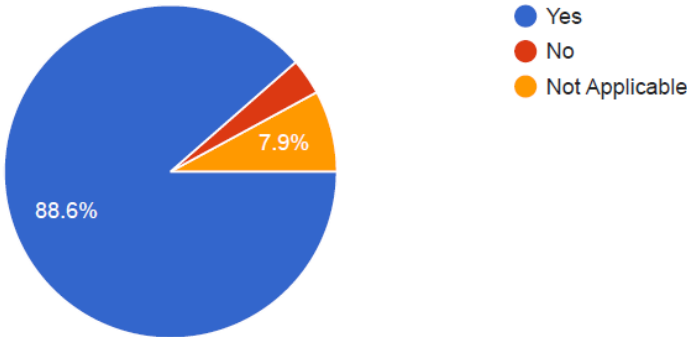
453 responses



Do you feel your child will be prepared for entering kindergarten?

 Copy

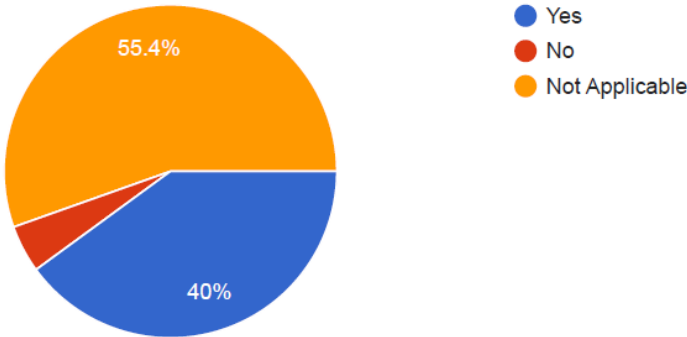
455 responses



If your child has a disability, do you feel they are included in all classroom and center activities?

 Copy

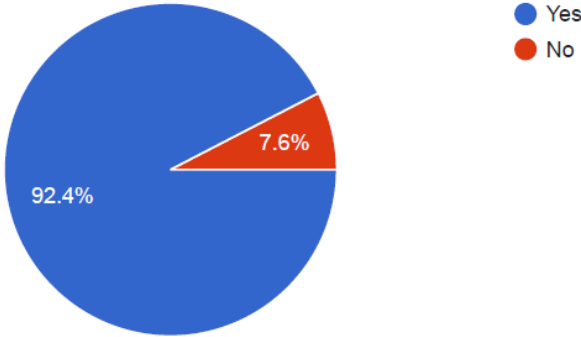
433 responses



Are you aware of the Parent Education Programs your center offers?

 Copy

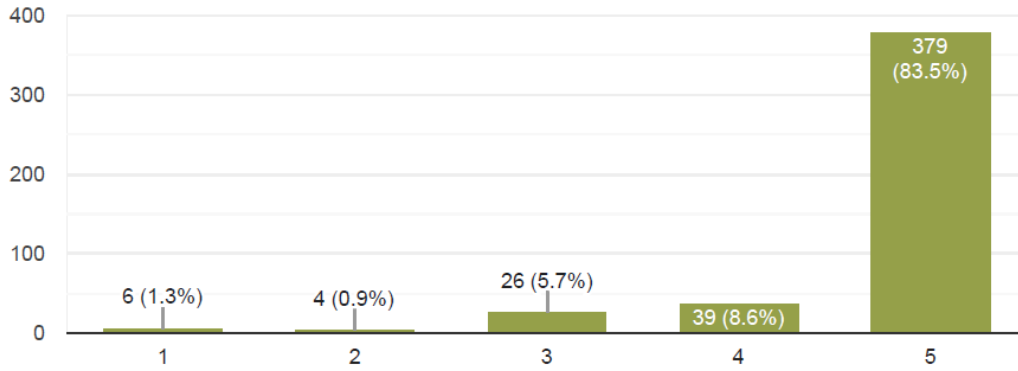
448 responses



Do you feel as a parent your child is welcomed and fully included in your Head Start program?



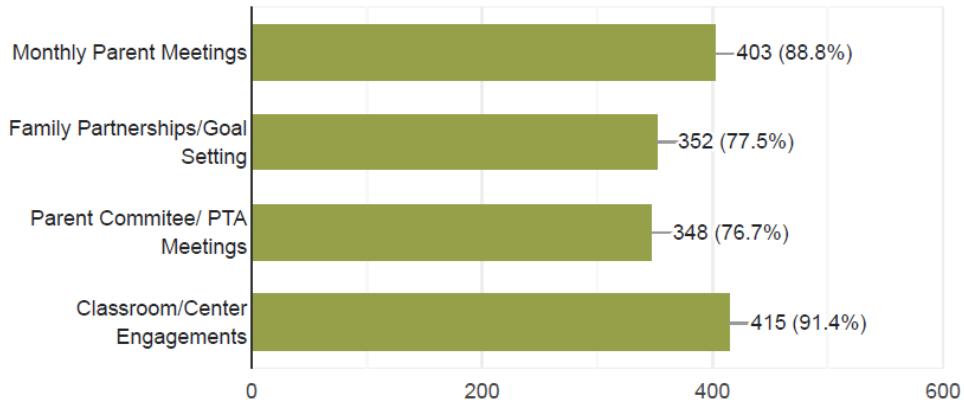
454 responses



Are you made aware of the times and dates of the following activities for your center? Please check all that apply.



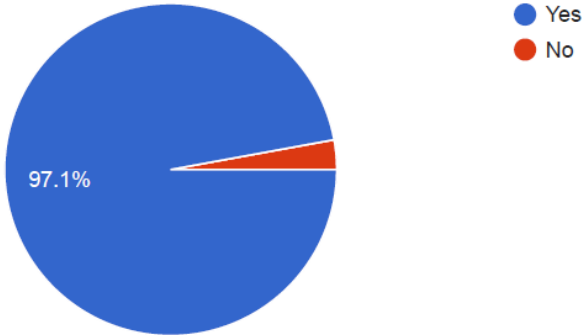
454 responses



Has your teacher, site supervisor, or family service worker given you the opportunity to volunteer at your Head Start Center?

 Copy

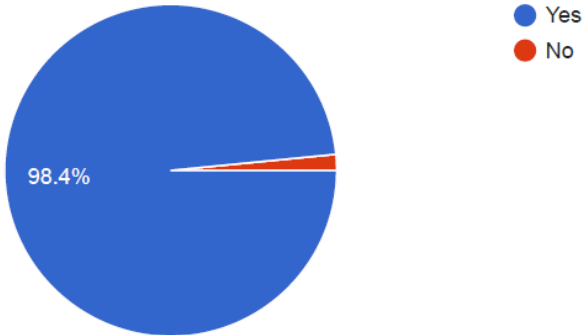
452 responses



Do you find valuable information on your classrooms parent information board?

 Copy

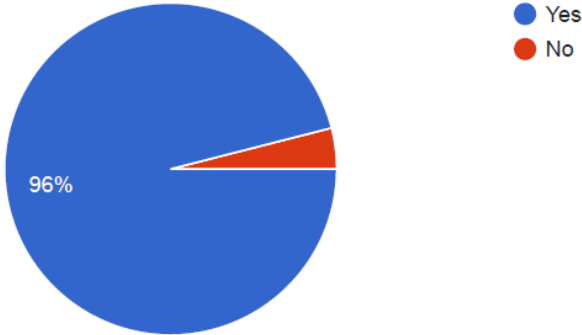
451 responses



Do you receive a monthly food menu from your school?

 Copy

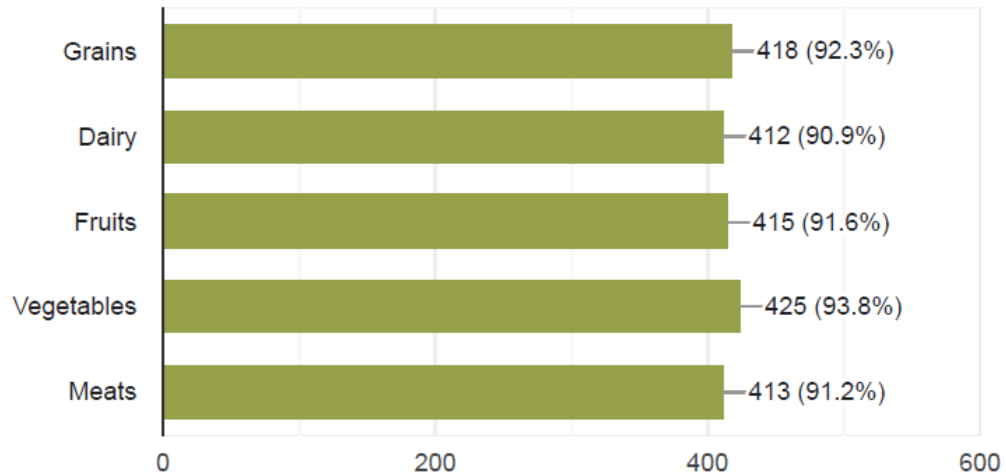
452 responses



Do you feel the food served by your Head Start center is adequate in the following food groups? Please check all that apply.



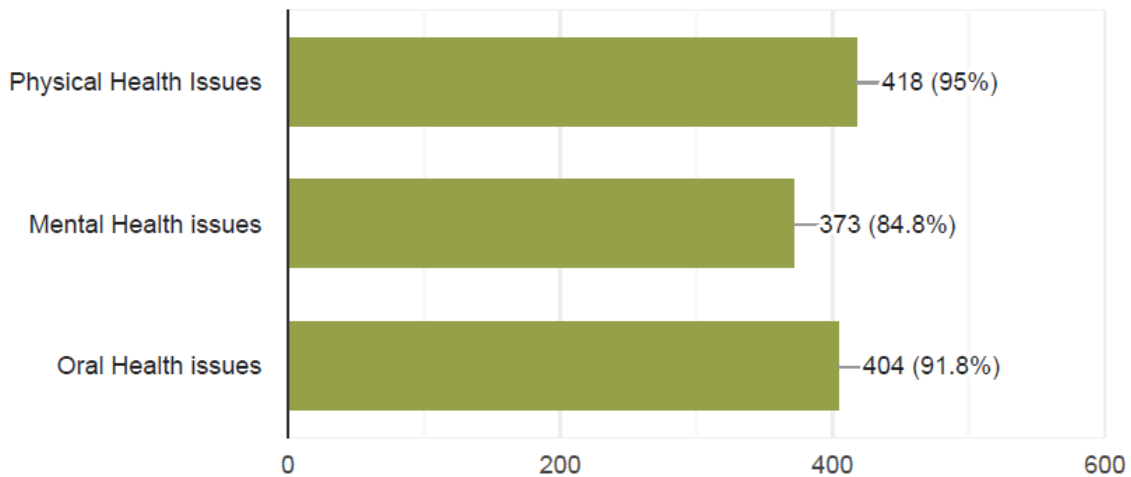
453 responses



Does the program meet your needs in the following health categories? Please check all that apply.



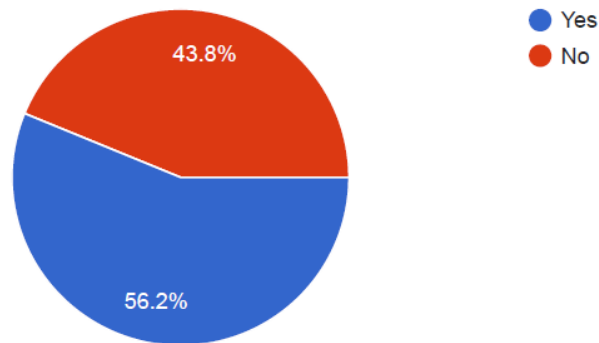
440 responses



Do you feel the program could provide more information on school exclusion infections such as fever, flu, stomach bugs, strep, and hand foot & mouth?

 Copy

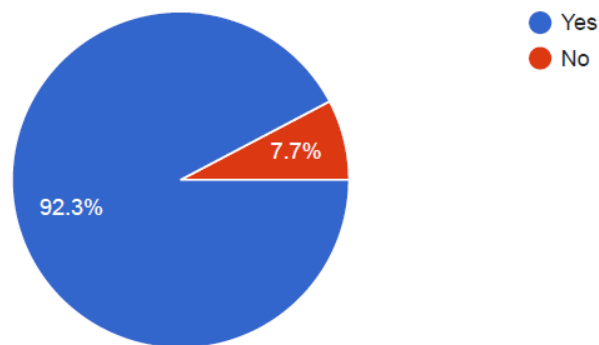
452 responses



Have you been provided information on the type of Health/Mental Health Services your child will be receiving during the school year?

 Copy

453 responses




COMMUNITY RESOURCES




CVCOG Head Start and Early Head Start
2023-2024 Resource Book




Head Start/Early Head Start
Community Resource Book
2023-2024


Partner: 211				Contact: Sandra Villanueva Phone: 325-944-9666 Address: 5430 Link Rd. San Angelo TX, 76904 Email: Sandra.villanueva@cvcog.org	
				Notes 23-24: Services offered through 211 Texas, via phone or walk-in.	
				Description: 211 is the most comprehensive source of information about local resources and services in the country.	
X	Case Management	X	Food	X	Mental Health
X	Child Care	X	GED/ESL	X	Nutrition/Wellness
X	Family /Child Protection	X	Home Repairs/Improvement	X	On-the-Job Training
X	Clothing	X	Homelessness	X	Pregnancy
X	Counseling	X	Household Items	X	Substance Abuse Treatment
X	Crisis Intervention	X	Housing	X	Support Groups
X	Dental	X	Job Search	X	Transportation
X	Disability	X	Legal Aid	X	Utilities
X	Education (Child/Adult)	X	Literacy	X	Literacy
X	Family Planning	X	Medical		

Partner: Adult Literacy Council				Contact: Marilyn Golightly Phone: 325-657-0013 Address: PO Box 2602. San Angelo TX, 76903 Email: conchovalleylearns@gmail.com	
				Notes 23-24: She would love to help with reading in anyway by reading to classes or talk in parent meetings about GED or computer skill classes offered. Has free tutoring M-Th 8-4 or as needed.	
				Description: We offer one-on-one instruction and small group classes for ESL, GED, Citizenship, and Computer Skills	
	Case Management		Food		Mental Health
	Child Care	X	GED/ESL		Nutrition/Wellness
	Family /Child Protection		Home Repairs/Improvement		On-the-Job Training
	Clothing		Homelessness		Pregnancy
	Counseling		Household Items		Substance Abuse Treatment


	Crisis Intervention		Housing		Support Groups
	Dental		Job Search		Transportation
	Disability		Legal Aid		Utilities
X	Education (Child/Adult)		Literacy	X	Literacy
	Family Planning		Medical		

<p>Partner: Alcohol and Drug Abuse Council for the Concho Valley</p> 	<p>Contact: Ray Valdez - Phone: 325-224-3481 Address: 3553 Houston Harte San Angelo, TX 74901 Email: rayv@adaccv.org</p>
	<p>Notes 23-24: Agency is interested in being a community speaker in the classroom or at parent meetings and providing training or educational support for staff and families.</p>
	<p>Description: Provides treatment, support, and counseling for drug and alcohol abuse within the Concho Valley.</p>


	Case Management		Food		Mental Health
	Child Care		GED/ESL		Nutrition/Wellness
	Family /Child Protection		Home Repairs/Improvement		On-the-Job Training
	Clothing		Homelessness		Pregnancy
	Counseling		Household Items	X	Substance Abuse Treatment
	Crisis Intervention		Housing	X	Support Groups
	Dental		Job Search		Transportation
	Disability		Legal Aid		Utilities
X	Education (Child/Adult)		Literacy		Literacy
	Family Planning		Medical (Benefits)		

<p>Partner: Amerigroup</p> 	<p>Contact: Teresa Bentle – Community Relations Rep Phone: 325-514-2287 Address: 2505 Hwy 360 Ste 300 Grand Prairie TX 75050 Email: teresa.bentle@Amerigroup.com</p>
	<p>Notes 23-24: Can educate and speak to parents about Medicaid enrollment and plans</p>

			Description: A health insurance partner that offers Medicare and Medicaid coverage.	
	Case Management		Food	Mental Health
	Child Care		GED/ESL	Nutrition/Wellness
	Family /Child Protection		Home Repairs/Improvement	On-the-Job Training
	Clothing		Homelessness	Pregnancy
	Counseling		Household Items	Substance Abuse Treatment
	Crisis Intervention		Housing	Support Groups
	Dental		Job Search	Transportation
	Disability		Legal Aid	Utilities
X	Education (Child/Adult)		Literacy	Literacy
	Family Planning	X	Medical (Benefits)	

Partner: Area Agency on Aging/CVCOG 211			Contact: Sandra Villanueva Phone: 325-944-9666 Address: 5430 Link Rd. San Angelo TX, 76904 Email: Sandra.villanueva@cvcog.org	
			Notes 23-24: Services are for parents or grandparents at 60 years of age or older.	
			Description: AAACV services are geared towards seniors and/or their informal caregivers. Services offered include: benefits counseling, care coordination, caregiver coordination, evidence-based intervention services, ombudsman. Services based on eligibility: health maintenance, income support, respite, and in-home services.	
X	Case Management		Food	Mental Health
	Child Care		GED/ESL	Nutrition/Wellness
	Family /Child Protection	X	Home Repairs/Improvement	On-the-Job Training
	Clothing		Homelessness	Pregnancy
	Counseling		Household Items	Substance Abuse Treatment
	Crisis Intervention	X	Housing	X Support Groups
	Dental		Job Search	Transportation
X	Disability	X	Legal Aid	X Utilities
	Education (Child/Adult)		Literacy	Literacy
X	Family Planning		Medical	

Partner: BlueSprigs Pediatrics



Partner: BlueSprigs Pediatrics

Contact: Staci Martinez
 Phone: 325-939-2650
 Address: 4151 N Bentwood Dr. San Angelo, TX 76904
 Email: smartinez@bluesprigpediatrics.com

Notes 23-24: Medicaid approved

Description: Focus on the quality of services offered to children with autism.

X	Case Management		Food	X	Mental Health
	Child Care		GED/ESL		Nutrition/Wellness
	Family /Child Protection		Home Repairs/Improvement		On-the-Job Training
	Clothing		Homelessness		Pregnancy
	Counseling		Household Items		Substance Abuse Treatment
	Crisis Intervention		Housing	X	Support Groups
	Dental		Job Search		Transportation
	Disability		Legal Aid		Utilities
X	Education (Child/Adult)		Literacy		
	Family Planning		Medical		

Partner: Child Protect Services



Partner: Child Protect Services

Contact: DFPS Hotline Texas to Report Abuse or Neglect
 Phone: 1-800-252-5400
 Address:
 Email:


Second contact:

Notes 23-24: Please contact Stacy Walker your FAMCO Manager for any questions or contact information within DFPS.


Description:

	Case Management		Food		Mental Health
	Child Care		GED/ESL		Nutrition/Wellness
X	Family /Child Protection		Home Repairs/Improvement		On-the-Job Training
	Clothing		Homelessness		Pregnancy
	Counseling		Household Items		Substance Abuse Treatment
	Crisis Intervention		Housing		Support Groups
	Dental		Job Search		Transportation
	Disability		Legal Aid		Utilities
	Education (Child/Adult)		Literacy		


	Family Planning		Medical		
--	-----------------	--	---------	--	--

Partner: Children's Advocacy Center					
		Contact: Trey Oglesby Phone: 325-653-4673 Address: 317 Koberlin San Angelo, TX 76903 Email: toglesby@cacgreaterwtx.org Second contact: Michael Cuellar – Education mcuellar@cacgreaterwtx.org			
		Notes 23-24: CAC homes a Junior League Facility which can provide immediate services within a day. Contact Stacy if services are needed.			
		Description: Provides the Parents as teachers program and provide a safe atmosphere for children and coordinate the investigations, treatment, and prosecution of child abuse cases.			


X	Case Management		Food		Mental Health
	Child Care		GED/ESL		Nutrition/Wellness
	Family /Child Protection		Home Repairs/Improvement		On-the-Job Training
	Clothing		Homelessness		Pregnancy
X	Counseling		Household Items		Substance Abuse Treatment
	Crisis Intervention		Housing	X	Support Groups
	Dental		Job Search		Transportation
	Disability		Legal Aid		Utilities
X	Education (Child/Adult)		Literacy		
	Family Planning		Medical		

Partner: Christians in Action					
		Contact: Diane Alcala – Executive Director Phone: 325-655-5127 Address: 1505 S Chadbourne San Angelo, TX 76903 Email: diane@christiansinaction.us Additional Contacts: Karina Sanchez Benevolence Coordinator karina@christiansinaction.us / Anna Ledesma Bookkeeper anna@christiansinaction.us			
		Notes 23-24: New benevolence coordinator Amaro Ibarra - amparo@christiansinaction.us			
		Description: Christians in Action is the largest thrift store in Texas, serving since 1982! We serve the Concho Valley through donations. Our mission: To be a reflection of Christ in an outreach ministry to aid those who are in financial, physical, and spiritual need.			


	Case Management		Food		Mental Health
	Child Care		GED/ESL		Nutrition/Wellness
	Family /Child Protection		Home Repairs/Improvement		On-the-Job Training
X	Clothing		Homelessness		Pregnancy
	Counseling	X	Household Items		Substance Abuse Treatment
	Crisis Intervention		Housing		Support Groups
	Dental		Job Search		Transportation
	Disability		Legal Aid	X	Utilities (Electric, Gas, Water, & Propane)
	Education (Child/Adult)		Literacy		
	Family Planning		Medical		

Partner: City of San Angelo Recreational Dept 	Contact: John Henry Perez – Assistant Rec Manager Phone: 325-262-0659 Address: 2750 Ben Ficklin Rd San Angelo TX, 76903 Email: john.perez@cosatx.us
	Notes 23-24: Call for Keys and Contact FAMCO manager
	Description: Emergency Evacuation for Rio Vista

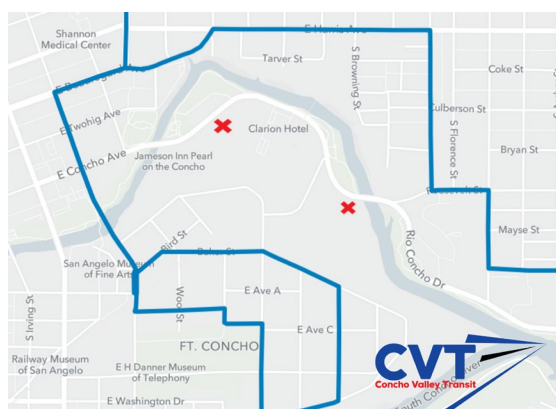
	Case Management		Food		Mental Health
	Child Care		GED/ESL		Nutrition/Wellness
	Family /Child Protection		Home Repairs/Improvement		On-the-Job Training
	Clothing		Homelessness		Pregnancy
	Counseling		Household Items		Substance Abuse Treatment
	Crisis Intervention		Housing		Support Groups
	Dental		Job Search		Transportation
	Disability		Legal Aid		Utilities (Electric, Gas, Water, & Propane)
	Education (Child/Adult)		Literacy	X	Evac Site
	Family Planning		Medical		

Partner: Concho Valley Community Action Center 	Contact: Tracey Dishon – Program Director Phone: 325-653-2411 Address: 36 E Twohig San Angelo TX, 76903 Email: tdishon@cvcaa.org
---	--


				Notes 23-24: Have new flyers. Weatherization and Energy Efficiency Programs, Tablet program with internet to qualified households, food/gas/bus passes with qualifications.
				Description: Provide housing and utility assistance, weatherization, case management, and free tax assistance.
X	Case Management	X	Food	Mental Health
	Child Care		GED/ESL	Nutrition/Wellness
	Family /Child Protection		Home Repairs/Improvement	On-the-Job Training
	Clothing	X	Homelessness	Pregnancy
	Counseling		Household Items	Substance Abuse Treatment
	Crisis Intervention	X	Housing	Support Groups
	Dental		Job Search	Transportation
	Disability		Legal Aid	X Utilities (Electric, Gas, Water, & Propane)
	Education (Child/Adult)		Literacy	
	Family Planning		Medical	

Partner: Concho Valley Homeless Planning Coalition				Contact: Stephanie Hamby – Executive Director Phone: 325-656-6700 Address: 1404 S. Oakes St. San Angelo TX, 76903 Email: stephanie.hamby@galiieccde.org
				Notes 23-24: They are providing free financial classes and can do them one on one. Would also love to come and speak at parent meetings.
				Description: Homeless Coalition works together to more effectively help people experiencing homelessness become self-sufficient.
	Case Management		Food	Mental Health
	Child Care		GED/ESL	Nutrition/Wellness
	Family /Child Protection		Home Repairs/Improvement	On-the-Job Training
	Clothing	X	Homelessness	Pregnancy
	Counseling		Household Items	Substance Abuse Treatment
	Crisis Intervention		Housing	Support Groups
	Dental		Job Search	Transportation
	Disability		Legal Aid	Utilities
	Education (Child/Adult)		Literacy	
	Family Planning		Medical	


Partner: Concho Valley Regional Food Bank		Contact: Lee Pipkin-Executive Director Phone: 325-655-3231 Address: PO Box 1207 San Angelo, TX 76902 Email: lpipkin@conchovalleyfoodbank.org Additional Contact: Andrea Eaton aeaton@conchovalleyfoodbank.org Cassandra McCullough 325-234-8559	
		Notes 23-24: All upcoming events can be located on the website.	
		Description: To feed the hungry by soliciting, inspecting, warehousing and distributing purchased, donated and salvaged grocery product to non-profit agencies and churches for their clients in the Concho Valley.	
Case Management	X	Food	Mental Health
Child Care		GED/ESL	Nutrition/Wellness
Family /Child Protection		Home Repairs/Improvement	On-the-Job Training
Clothing		Homelessness	Pregnancy
Counseling		Household Items	Substance Abuse Treatment
Crisis Intervention		Housing	Support Groups
Dental		Job Search	Transportation
Disability		Legal Aid	Utilities
Education (Child/Adult)		Literacy	
Family Planning		Medical	

Partner: Concho Valley Transit		Contact: Ryan Herrera Assistant Director Phone: 325-947-8729 Address: 510 N. Chadbourne St San Angelo, TX 76903 Email: ryan.herrera@cvcog.org Additional contact: Aspen Robert aspen.robert@cvcog.org	
		Notes 23-24:	
		Description: Concho Valley Transit District is the public transportation provider for the City of San Angelo and surrounding areas.	
Case Management		Food	Mental Health
Child Care		GED/ESL	Nutrition/Wellness
Family /Child Protection		Home Repairs/Improvement	On-the-Job Training
Clothing		Homelessness	Pregnancy
Counseling		Household Items	Substance Abuse Treatment


	Crisis Intervention		Housing		Support Groups
	Dental		Job Search	X	Transportation
	Disability		Legal Aid		Utilities
	Education (Child/Adult)		Literacy		Literacy
	Family Planning		Medical		


<p>Partner: Concho Valley Workforce Development Board</p> 	<p>Contact: Yolanda Sanchez – Executive Director Phone: 325-655-2005 Address: 36 E Twohig San Angelo, TX 76901 Email: ysanchez@cwworkforce.org</p>
	<p>Notes 23-24: Would love to come and speak at parent meetings about their services.</p>
	<p>Description: Concho Valley Workforce Solutions is a certified, full-service center that has integrated service functions to aid job seekers and employers in all aspects of employment and trainings.</p>


	Case Management		Food		Mental Health
X	Child Care		GED/ESL		Nutrition/Wellness
	Family /Child Protection		Home Repairs/Improvement	X	On-the-Job Training
	Clothing		Homelessness		Pregnancy
	Counseling		Household Items		Substance Abuse Treatment
	Crisis Intervention		Housing		Support Groups
	Dental	X	Job Search	X	Transportation
	Disability		Legal Aid		Utilities
X	Education (Child/Adult)		Literacy		
	Family Planning		Medical		

<p>Partner: Family Shelter</p>  <p>Family Shelter <i>Peace Begins at Home</i></p>	<p>Contact: Carol Salazar – Facility Director Phone: 655-5774 Address: PO Box 5018 San Angelo, TX 76901 Email: salazarc826@gmail.com</p>
	<p>*Second Contact Jennifer Porras -Children’s Advocate 325-658-8631 tomas.sosa@icdbridges.org</p>
	<p>Notes 23-24: Would love to come and speak at our parent meetings or help to train staff.</p>

				Description: Family Violence Emergency Shelter and Self-Sufficiency Extended Stay Apartments for Victims of Family Violence	
X	Case Management	X	Food		Mental Health
	Child Care		GED/ESL		Nutrition/Wellness
	Family /Child Protection		Home Repairs/Improvement		On-the-Job Training
X	Clothing		Homelessness		Pregnancy
X	Counseling		Household Items		Substance Abuse Treatment
X	Crisis Intervention		Housing	X	Support Groups
	Dental		Job Search	X	Transportation
	Disability	X	Legal Aid		Utilities
X	Education (Child/Adult)		Literacy		
	Family Planning		Medical		

Partner: First Care Health Plans				Contact: Teresa Cortez – Medicaid Outreach Specialist Phone: 806-784-4488 Address: 7005 Salem Park Dr. Suite 100 Lubbock, TX 79424 Email: Teresa.cortez@bswhealth.org	
				Notes 23-24: Keep in mind for parent meeting presentations	
				Description: Provides access to high-quality, affordable health care for our customers, through strong partnerships in the communities we serve. Medicaid Provider	
X	Case Management		Food	X	Mental Health
	Child Care		GED/ESL		Nutrition/Wellness
	Family /Child Protection		Home Repairs/Improvement		On-the-Job Training
	Clothing		Homelessness	X	Pregnancy
X	Counseling		Household Items		Substance Abuse Treatment
	Crisis Intervention		Housing		Support Groups
	Dental		Job Search	X	Transportation
	Disability		Legal Aid		Utilities
	Education (Child/Adult)		Literacy		Literacy
	Family Planning	X	Medical		


Partner: Foster Grandparent Program		Contact: Clementine Urista – Program Manager Phone: 325-944-9666 Address: 5430 Link Rd. San Angelo, TX 76904 Email: clementine.urista@cvcog.org			
		Notes 23-24:			
		Description: Foster Grandparent volunteers are adults 55 and older who provide one-on-one emotional support, mentoring and tutoring to children.			
	Case Management		Food		Mental Health
	Child Care		GED/ESL		Nutrition/Wellness
	Family /Child Protection		Home Repairs/Improvement		On-the-Job Training
	Clothing		Homelessness		Pregnancy
	Counseling		Household Items		Substance Abuse Treatment
	Crisis Intervention		Housing		Support Groups
	Dental		Job Search		Transportation
	Disability		Legal Aid		Utilities
X	Education (Child/Adult)		Literacy		
	Family Planning		Medical		

Partner: Galilee CDC		Contact: Stephanie Hamby – Executive Director Phone: 325-656-6700 Address: 39 Buick St. San Angelo TX, 76903 Email: stephanie.hamby@galileecdc.org			
		Notes 23-24: New hours of operation Mon-Thu 9-4/Fri 9-12. They are providing free financial classes and can do them one on one. Would also love to come and speak at parent meetings			
		Description: Galilee provides affordable housing in the Concho Valley for workforce families.			
	Case Management		Food		Mental Health
	Child Care		GED/ESL		Nutrition/Wellness
	Family /Child Protection	X	Home Repairs/Improvement		On-the-Job Training
	Clothing		Homelessness		Pregnancy
	Counseling		Household Items		Substance Abuse Treatment
	Crisis Intervention	X	Housing		Support Groups
	Dental		Job Search		Transportation

	Disability		Legal Aid		Utilities
X	Education (Child/Adult)		Literacy		
	Family Planning		Medical		


<p>Partner: Goodwill West Texas Career Center</p> 	<p>Contact: Danielle Robertson – Sr Dir of Mission Services Phone: 325-676-7925 Address: 2200 North First St. Abilene, TX 79603 Email: danielle@goodwillwtx.org</p>
	<p>Notes 23-24: No new services</p>
	<p>Description: Offers free one-on-one services and training to help individuals in our community reach their employment goals.</p>

	Case Management		Food		Mental Health
	Child Care		GED/ESL		Nutrition/Wellness
	Family /Child Protection		Home Repairs/Improvement	X	On-the-Job Training
	Clothing		Homelessness		Pregnancy
	Counseling		Household Items		Substance Abuse Treatment
	Crisis Intervention	X	Housing (RENT, Deposits)		Support Groups
	Dental	X	Job Search		Transportation
	Disability		Legal Aid	X	Utilities (Deposits)
	Education (Child/Adult)		Literacy		
	Family Planning		Medical		


<p>Partner: Habitat for Humanity</p> 	<p>Contact: Pam Hammer – Executive Director Phone: 325-655-7535 Address: 401 N. Chadbourne San Angelo, TX 76903 Email: havbitatsanangeloel@gmail.com</p>
	<p>Notes 23-24: Will restore and most building material sold at a low price such as toilets, sinks cabinets etc...</p>
	<p>Description: <i>Habitat for Humanity</i> is a nonprofit organization that helps people in your community and around the world build or improve a place they can call home.</p>

	Case Management		Food		Mental Health
--	-----------------	--	------	--	---------------


	Child Care		GED/ESL		Nutrition/Wellness
	Family /Child Protection		Home Repairs/Improvement		On-the-Job Training
	Clothing		Homelessness		Pregnancy
	Counseling		Household Items		Substance Abuse Treatment
	Crisis Intervention	X	Housing		Support Groups
	Dental		Job Search		Transportation
	Disability		Legal Aid		Utilities
	Education (Child/Adult)		Literacy		
	Family Planning		Medical		


Partner: House of Faith 	Contact: Melanie Love Phone: 325-486-8637 Address: 321 Montecito Dr San Angelo, TX, 76903 Email: melanie@hofministries.org
	Notes 23-24: Go to hofministries.org for current program information
	Description: After school, faith-based program for PK-12 th grade.


	Case Management		Food		Mental Health
X	Child Care		GED/ESL		Nutrition/Wellness
	Family /Child Protection		Home Repairs/Improvement		On-the-Job Training
	Clothing		Homelessness		Pregnancy
	Counseling		Household Items		Substance Abuse Treatment
	Crisis Intervention		Housing		Support Groups
	Dental		Job Search		Transportation
	Disability		Legal Aid		Utilities
	Education (Child/Adult)		Literacy		
	Family Planning		Medical		

Partner: Housing Authority of San Angelo 	Contact: Amanda Cruz – Deputy Director Phone: 325-486-3380 Address: 420 E. 28 th St. San Angelo, TX 76903 Email: acruz@sanangelopha.com
	Notes 23-24: Are open to speaking at parent meeting or assisting with educational support for staff and families.

			Description: Provide quality affordable housing to income eligible families while offering opportunities to achieve self-sufficiency and economic independence.	
X	Case Management		Food	Mental Health
	Child Care		GED/ESL	Nutrition/Wellness
	Family /Child Protection		Home Repairs/Improvement	On-the-Job Training
	Clothing		Homelessness	Pregnancy
	Counseling	X	Household Items	Substance Abuse Treatment
	Crisis Intervention	X	Housing	Support Groups
	Dental		Job Search	Transportation
	Disability		Legal Aid	Utilities
	Education (Child/Adult)		Literacy	
	Family Planning		Medical	

Partner: Howard College			Contact: Jackie Dowell – Dir of Adult Ed & Literacy Phone: 325-481-8300 Address: 3501N US Hwy 67 San Angelo, TX 76905 Email: jdowell@howardcollege.edu	
			Notes 23-24:	
			Description: Two-year community college offering programs of study in continuing education and workforce training.	
	Case Management		Food	Mental Health
	Child Care	X	GED/ESL	Nutrition/Wellness
	Family /Child Protection		Home Repairs/Improvement	On-the-Job Training
	Clothing		Homelessness	Pregnancy
	Counseling		Household Items	Substance Abuse Treatment
	Crisis Intervention		Housing	Support Groups
	Dental		Job Search	Transportation
	Disability		Legal Aid	Utilities
X	Education (Child/Adult)		Literacy	X Literacy
	Family Planning		Medical	


Partner: Junior League of San Angelo				Contact: Jill Nagel- Office Manager Phone: 325-655-9866 Address: PO Box 3033 San Angelo, TX 76902 Email: office@sajuniorleague.com	
				Notes 23-24: No Changes	
				Description: Provide clothing and diapers requested through Stacy.	
	Case Management		Food		Mental Health
	Child Care		GED/ESL		Nutrition/Wellness
	Family /Child Protection		Home Repairs/Improvement		On-the-Job Training
X	Clothing		Homelessness		Pregnancy
	Counseling		Household Items		Substance Abuse Treatment
	Crisis Intervention		Housing		Support Groups
	Dental		Job Search		Transportation
	Disability		Legal Aid		Utilities
	Education (Child/Adult)		Literacy		
	Family Planning		Medical		

Partner: Joy School				Contact: Liz Waddell - Director Phone: 325-947-1638 Address: 6002 Knickerbocker San Angelo, TX 76904 Email: joyschool@gmbc.org	
				Additional Contact: Jaci Bellamare – Assistant Director	
				Notes 23-24:	
				Description: Joy School is a private KDO, Pre-School, and Kindergarten.	
	Case Management		Food		Mental Health
X	Child Care		GED/ESL		Nutrition/Wellness
	Family /Child Protection		Home Repairs/Improvement		On-the-Job Training
	Clothing		Homelessness		Pregnancy
	Counseling		Household Items		Substance Abuse Treatment
	Crisis Intervention		Housing		Support Groups
	Dental		Job Search		Transportation
	Disability		Legal Aid		Utilities


	Education (Child/Adult)		Literacy		
	Family Planning		Medical		

Partner: Kids Care 	Contact: Karli Powers – Lead PT Phone: 325-656-3312 Address: 14651 Dallas Pkwy Ste 200 Dallas TX 75254 Email: kpowers@kidscarehh.com
	Notes 23-24:
	Description: Offering occupational, speech, and physical therapy in office and of campus with HS administrative approval.


	Case Management		Food		Mental Health
	Child Care		GED/ESL		Nutrition/Wellness
	Family /Child Protection		Home Repairs/Improvement		On-the-Job Training
	Clothing		Homelessness		Pregnancy
	Counseling		Household Items		Substance Abuse Treatment
	Crisis Intervention		Housing		Support Groups
	Dental		Job Search		Transportation
	Disability		Legal Aid		Utilities
	Education (Child/Adult)		Literacy		
	Family Planning	X	Medical		

Partner: La Esperanza 	Contact: Dean Munn - CEO Phone: 325-947-5601 Address: 2029 W. Beauregard Ave San Angelo, TX 76903 Email: Additional Contact:
	Notes 23-24: Will attend meeting and set up displays to talk about clinic services <ul style="list-style-type: none"> Evacuation center for Day HS/EHS
	Description: Our mission is to provide quality primary and preventative health and dental care services to all people, particularly the medically underserved of San Angelo and the Concho Valley


	Case Management		Food		Mental Health
	Child Care		GED/ESL	X	Nutrition/Wellness
	Family /Child Protection		Home Repairs/Improvement		On-the-Job Training
	Clothing		Homelessness		Pregnancy
	Counseling		Household Items		Substance Abuse Treatment
	Crisis Intervention		Housing		Support Groups
X	Dental		Job Search		Transportation
	Disability		Legal Aid		Utilities
	Education (Child/Adult)		Literacy	X	Evacuation Site
	Family Planning		Medical		

 <p>Partner: Legal Aid of North West Texas</p> <p>Legal Aid of North West Texas</p>	<p>Contact: James A Casillas – EIVP Coordinator Phone: 325-399-9077 Address: 17 S Chadbourne St. #403 San Angelo, TX, 76903 Email: casillasj@lanwt.org</p>
	<p>Notes 23-24: Would like to speak at parent meeting of services offered.</p>
	<p>Description: A nonprofit organization that provides free civil legal help to low-income residents by providing free civil legal help through representation and advocacy that meets our mission of ensuring equal access to justice.</p>

	Case Management		Food		Mental Health
	Child Care		GED/ESL		Nutrition/Wellness
	Family /Child Protection		Home Repairs/Improvement		On-the-Job Training
	Clothing		Homelessness		Pregnancy
	Counseling		Household Items		Substance Abuse Treatment
	Crisis Intervention		Housing		Support Groups
	Dental		Job Search		Transportation
	Disability	X	Legal Aid		Utilities
	Education (Child/Adult)		Literacy		
	Family Planning		Medical		


 <p>Partner: Linda Casita Childcare</p>	<p>Contact: Linda Casita Phone: 325-245-8267 Address: 301 East 39th San Angelo, TX 76903 Email: lmartinex7271@gmail.com</p>
	<p>Notes 23-24: Program is enrolled in the CCS program.</p>

			Description: Childcare program offering the following Monday-Friday 7am-6pm Full-time: 18 months-4yrs \$150 weekly = \$30 per day Part-time: School Age 5 yrs-11 yrs \$75 weekly = \$30 per day All Payments in advance
	Case Management		Food
X	Child Care		GED/ESL
	Family /Child Protection		Home Repairs/Improvement
	Clothing		Homelessness
	Counseling		Household Items
	Crisis Intervention		Housing
	Dental		Job Search
	Disability		Legal Aid
	Education (Child/Adult)		Literacy
	Family Planning		Medical
			Mental Health
			Nutrition/Wellness
			On-the-Job Training
			Pregnancy
			Substance Abuse Treatment
			Support Groups
			Transportation
			Utilities

Partner: Maximus				Contact: Catherine Briseno – Outreach Counselor Phone: 325-227-0442 Address: 4601 S. 1 st St Abilene, TX 79605 Email: catherinebriseno@maximus.com
		Notes 23-24: STAR Program and Texas Health Steps education and assistance with health plan enrollment and information.		
		Description: Provides access to high-quality, affordable health care for our customers, through strong partnerships in the communities we serve. Medicaid Provider		
	Case Management		Food	
	Child Care		GED/ESL	
	Family /Child Protection		Home Repairs/Improvement	
	Clothing		Homelessness	
	Counseling		Household Items	
	Crisis Intervention		Housing	
	Dental		Job Search	
	Disability		Legal Aid	
X	Education (Child/Adult)		Literacy	
	Family Planning	X	Medical (Insurance/Benefits)	
			Mental Health	
			Nutrition/Wellness	
			On-the-Job Training	
			Pregnancy	
			Substance Abuse Treatment	
			Support Groups	
			Transportation	
			Utilities	

Partner: Methodist Healthcare Ministries 	Contact: Karen Green – Wesley Nurse Phone: 325- 653-9391 Address: 301 w. 18 th St San Angelo, TX 76903 Email: kgreen@mhmc.org
	Notes 23-24: New Partnership
	Description: Wesley Nurse will educate, do referrals, and facilitation of resources for families enrolled.

	Case Management		Food		Mental Health
	Child Care		GED/ESL	X	Nutrition/Wellness
	Family /Child Protection		Home Repairs/Improvement		On-the-Job Training
	Clothing		Homelessness		Pregnancy
	Counseling		Household Items		Substance Abuse Treatment
	Crisis Intervention		Housing	X	Support Groups
	Dental		Job Search		Transportation
	Disability		Legal Aid		Utilities
X	Education (Child/Adult)		Literacy		
	Family Planning		Medical		


Partner: MHMR Contact Stacy for Services 	Contact: Gregory Rowe - CEO Phone: 325-658-7750 Address: 1501 West Beauregard San Angelo, TX 76901 Email: growe@mhmc.org Additional Contact: Alysa Spence aspence@mhmc.org
	Notes 22-23: MHMR is offering free to parents and children free first aid mental health classes please contact Stacy if you have a family that is interested.
	Description: MHMR Concho Valley offers an array of services and supports which respond to the needs of people with mental illness, intellectual and developmental disabilities, autism, and substance use disorders, enabling them to make choices that result in lives of dignity and increased independence.

X	Case Management		Food	X	Mental Health
	Child Care		GED/ESL		Nutrition/Wellness


	Family /Child Protection		Home Repairs/Improvement		On-the-Job Training
	Clothing	X	Homelessness		Pregnancy
X	Counseling		Household Items	X	Substance Abuse Treatment
X	Crisis Intervention	X	Housing	X	Support Groups
	Dental	X	Job Search		Transportation
X	Disability		Legal Aid		Utilities
	Education (Child/Adult)		Literacy		Literacy
	Family Planning		Medical (Insurance/Benefits)		

<p>Partner: Open Arms</p> 	<p>Contact: D'Lyn Cup Phone: 325-655-2000 Address: 113 N. Harrison St TX 79601 Email: dculp@openarmscv.org</p>
	<p>Notes 23-24: Changes in new Director listed above</p>
	<p>Description: We are proud to offer our victim services, education and LGBT + support to the 170,000 residents of Tom Green County and its ten surrounding counties.</p>


X	Case Management		Food	X	Mental Health
	Child Care		GED/ESL		Nutrition/Wellness
	Family /Child Protection		Home Repairs/Improvement		On-the-Job Training
	Clothing		Homelessness		Pregnancy
X	Counseling		Household Items		Substance Abuse Treatment
X	Crisis Intervention		Housing	X	Support Groups
	Dental		Job Search		Transportation
	Disability		Legal Aid		Utilities
X	Education (Child/Adult)		Literacy		Literacy
	Family Planning		Medical		

<p>Partner: Pregnancy Help Center of Concho Valley</p> 	<p>Contact: Sandra Franke – Executive Director Phone: 325-944-1515 Address: 2525 Sherwood Way San Angelo, TX 76901 Email: sandra@phccv.org</p>
	<p>Additional Contact:</p>
	<p>Notes 23-24: Provide STD testing and treatment. Provide treatment for some and refer out if they don't. Flyers and class schedules are available for pick up to share with families.</p>

			Description: Pregnancy testing and verification with ultrasound. Baby and maternity clothing, blankets, bottles available. Prenatal parenting and life skills classes with post pregnancy loss support and all services free confidential and non-judgmental.		
	Case Management		Food	X	Mental Health
	Child Care		GED/ESL		Nutrition/Wellness
	Family /Child Protection		Home Repairs/Improvement		On-the-Job Training
	Clothing		Homelessness	X	Pregnancy
X	Counseling	X	Household Items		Substance Abuse Treatment
X	Crisis Intervention		Housing	X	Support Groups
	Dental		Job Search		Transportation
	Disability		Legal Aid		Utilities
X	Education (Child/Adult)		Literacy		Literacy
X	Family Planning	X	Medical		

Partner: Project Dignidad						Contact: Gloria Holguin - Director Phone: 325-777-1304 Address: 313 W. Ave I San Angelo, TX 76903 Email: project.dignidad@yahoo.com Additional Contact: Lisa White		
			Notes 23-24: Help with some medications non-narcotics every 3 months, \$100 on one utility bill once every 6 months when funds available. August, they do kids back to school shoe vouchers for 3yrs to 18yrs (first come first serve)					
			Description: An ecumenical ministry providing food and clothing to individuals and families in emergency situations since 1976. Can also help with emergency medications and assist with utility bills on a limited basis.					
	Case Management	X	Food (Every 30 Days)		Mental Health			
	Child Care		GED/ESL		Nutrition/Wellness			
	Family /Child Protection		Home Repairs/Improvement		On-the-Job Training			
X	Clothing (Every 30 Days)		Homelessness		Pregnancy			
	Counseling		Household Items		Substance Abuse Treatment			
	Crisis Intervention		Housing		Support Groups			
	Dental		Job Search		Transportation			
	Disability		Legal Aid	X	Utilities (Every 6 Months)			
	Education (Child/Adult)		Literacy		Literacy			
	Family Planning		Medical					

Partner: Rust Street Ministries



Contact: David Ingram - Director
 Phone: 325-456-1004
 Address: 803 Rust Street San Angelo, TX 76903
 Email: david@jsc.org


Additional Contact: Rhonda Glover rhonda@jsc.org 325-486-1004

Notes 23-24: Please cc Rhonda when emailing David

Description: A nonprofit charity seeking to help those in need through food, clothing, home furnishings, and Christ's blessings.

	Case Management	X	Food		Mental Health
	Child Care		GED/ESL		Nutrition/Wellness
	Family /Child Protection		Home Repairs/Improvement		On-the-Job Training
X	Clothing		Homelessness		Pregnancy
	Counseling	X	Household Items		Substance Abuse Treatment
	Crisis Intervention		Housing		Support Groups
	Dental		Job Search		Transportation
	Disability		Legal Aid		Utilities
	Education (Child/Adult)		Literacy		Literacy
	Family Planning		Medical		

Partner: SAISD Homeless Coalition




Contact: Raquel Taunton
 Phone: 325-947-3838 Ext 704
 Address: 1621 University San Angelo, TX 76904
 Email: raquiel.taunton@saisd.org

Notes 23-24: No new changes


Description: Connect families experiencing homelessness with community agencies and coordination of services for students and families enrolled in Head Start and SAISD.

	Case Management		Food		Mental Health
	Child Care		GED/ESL		Nutrition/Wellness
	Family /Child Protection		Home Repairs/Improvement		On-the-Job Training
	Clothing	X	Homelessness		Pregnancy
	Counseling		Household Items		Substance Abuse Treatment
	Crisis Intervention		Housing		Support Groups
	Dental		Job Search		Transportation
	Disability		Legal Aid		Utilities
X	Education		Literacy		Literacy

	Family Planning		Medical		
--	-----------------	--	---------	--	--

Partner: Safe Kids of San Angelo					
		Contact: Jamie Harden - Coordinator Phone: 325-747-2596 Address: 3501 Knickerbocker San Angelo, TX 76903 Email: jamieharden@shannonhealth.org			
		Notes 23-24: No Changes			
		Description: Car seat check appointments can be made and certified tech can train caregivers on installation. We do water safety education, fire safety education, and home safety education including furniture tip-over prevention, safe baby sleep, and medication safety.			

	Case Management		Food		Mental Health
	Child Care		GED/ESL		Nutrition/Wellness
	Family /Child Protection		Home Repairs/Improvement		On-the-Job Training
	Clothing		Homelessness	X	Pregnancy
	Counseling		Household Items		Substance Abuse Treatment
	Crisis Intervention		Housing		Support Groups
	Dental		Job Search		Transportation
	Disability		Legal Aid		Utilities
X	Education		Literacy		Literacy
	Family Planning		Medical		


Partner: San Angelo WIC					
		Contact: Cristina Eureste – WIC Manager Phone: 325-657-4396 Address: 52 W. College Avenue San Angelo, TX 76903 Email: cristina.euresteE@cosatx.us			
		Notes 23-24: Still working from home as the clinic is being remodeled			
		Description: The Special Supplemental Nutrition Program for Women, Infants, and Children is a federal assistance program of the Food and Nutrition Service of the United States Department of Agriculture for healthcare and nutrition of low-income pregnant women, breastfeeding women, and children under the age of five.			

	Case Management	X	Food		Mental Health
	Child Care		GED/ESL		Nutrition/Wellness


	Family /Child Protection		Home Repairs/Improvement		On-the-Job Training
	Clothing		Homelessness		Pregnancy
X	Counseling - Nutrition		Household Items		Substance Abuse Treatment
	Crisis Intervention		Housing	X	Support Groups
	Dental		Job Search		Transportation
	Disability		Legal Aid		Utilities
X	Education (Child/Adult) - Nutrition		Literacy		Literacy
	Family Planning		Medical		

	Partner: St. Luke Christian Child Development Center	Contact: Michelle Lopez Phone: 325-949-8311 Address: 2781 W. Ave N. San Angelo, TX 76903 Email: main.slumc@stluke-sanangelo.org
		Notes 23-24:
		Description: Faith-based daycare providing an academic foundation for future learning. Program focuses on social and emotional development

	Case Management		Food		Mental Health
X	Child Care		GED/ESL		Nutrition/Wellness
	Family /Child Protection		Home Repairs/Improvement		On-the-Job Training
	Clothing		Homelessness		Pregnancy
	Counseling		Household Items		Substance Abuse Treatment
	Crisis Intervention		Housing		Support Groups
	Dental		Job Search		Transportation
	Disability		Legal Aid		Utilities
	Education (Child/Adult)		Literacy		Literacy
	Family Planning		Medical		

	Partner: Texas A & M AgriLife Extension	Contact: Courtney Redmen – County Ext Agent Phone: 325-659-6523 Address: 113 W. Beauregard San Angelo, TX 76901 Email: cjbarbee@ag.tamu.edu
		Notes 23-24: No changes

			Description: Better living for Texans nutrition program for adults and children that are SNAP participants and SNAP eligible. Making healthy meals, improving physical fitness, saving money at the grocery store, growing their own foods and adopting better food habits. Offer free education to teachers for clock hours.
	Case Management		Food
	Child Care		GED/ESL
	Family /Child Protection		Home Repairs/Improvement
	Clothing		Homelessness
	Counseling		Household Items
	Crisis Intervention		Housing
	Dental		Job Search
	Disability		Legal Aid
X	Education (Child/Adult)		Literacy
	Family Planning		Medical
			Mental Health
			Nutrition/Wellness
			On-the-Job Training
			Pregnancy
			Substance Abuse Treatment
			Support Groups
			Transportation
			Utilities
			Literacy

Partner: Tom Green County Library		Contact: = Sarah Calderon – Community Relations Phone: 325-657-8002 Address: 33 W. Beaugard San Angelo, TX 76901 Email: sarah.calderon@co.tom-green.tx.us	
 Tom Green County Library System		Notes 23-24: Amy Dennis moved to the Children's Area amy.dennis@co.tom-green.tx.us and Sarah Calderon is the new Community Relations Person	
		Description: * Public computer access, WIFI hotspots for checkout, family story time, Copier/printer services, sewing/machining classes, and computer/tech classes	
	Case Management		Food
	Child Care		GED/ESL
	Family /Child Protection		Home Repairs/Improvement
	Clothing		Homelessness
	Counseling		Household Items
	Crisis Intervention		Housing
	Dental		Job Search
	Disability		Legal Aid
X	Education (Child/Adult)		Literacy
	Family Planning		Medical
			Mental Health
			Nutrition/Wellness
			On-the-Job Training
			Pregnancy
			Substance Abuse Treatment
			Support Groups
			Transportation
			Utilities
			Literacy

Partner: Tom Green County Sheriff's Crisis Intervention Unit



Contact: Roxanna Sloan – Assistant Coordinator
 Phone: 325-227-8753
 Address: 17 S Chadbourne San Angelo, TX 76901
 Email: roxanna.sloan@co.tom-green.tx.us

Additional: Sandra Elliot sandra.elliott@co.tom-green.tx.us

Notes 23-24:

Description: We are volunteer based, civilian first responders, that are called out at the request of law enforcement to the scene of a crime or *crisis* to assist victims.

X	Case Management		Food		Mental Health
	Child Care		GED/ESL		Nutrition/Wellness
	Family /Child Protection		Home Repairs/Improvement		On-the-Job Training
	Clothing		Homelessness		Pregnancy
	Counseling		Household Items		Substance Abuse Treatment
X	Crisis Intervention		Housing		Support Groups
	Dental		Job Search	X	Transportation
	Disability		Legal Aid		Utilities
	Education (Child/Adult)		Literacy		Literacy
	Family Planning		Medical		

Partner: Trinity Lutheran School




Contact: Ron Fritsche - Principal
 Phone: 325-947-1275
 Address: 3516 Lutheran Way San Angelo, TX 76904
 Email: ron@tlcsanangelo.com


Notes 23-24:

Description: Christian School for children 18 months old through 12th year. After School care is available.

	Case Management		Food		Mental Health
X	Child Care		GED/ESL		Nutrition/Wellness
	Family /Child Protection		Home Repairs/Improvement		On-the-Job Training
	Clothing		Homelessness		Pregnancy
	Counseling		Household Items		Substance Abuse Treatment
	Crisis Intervention		Housing		Support Groups
	Dental		Job Search		Transportation
	Disability		Legal Aid		Utilities
	Education (Child/Adult)		Literacy		

	Family Planning		Medical		
--	-----------------	--	---------	--	--


Partner: United HealthCare Dental					
		Contact: Kendra Gully Phone: 325-895-0432 Address: PO Box Miles, TX 76861 Email: kendra_gully@uhc.com			
		Notes 22-23:			
		Description: Provide basic dental coverage for children on Medicaid.			
	Case Management		Food		Mental Health
	Child Care		GED/ESL		Nutrition/Wellness
	Family /Child Protection		Home Repairs/Improvement		On-the-Job Training
	Clothing		Homelessness		Pregnancy
	Counseling		Household Items		Substance Abuse Treatment
	Crisis Intervention		Housing		Support Groups
X	Dental		Job Search		Transportation
	Disability		Legal Aid		Utilities
X	Education (Child/Adult)		Literacy		
	Family Planning		Medical		

Partner: United Way of the Concho Valley					
		Contact: Ashley Ammons - President Phone: 325-949-3716 Address: 3001 S. Jackson San Angelo, TX 76904 Email: ashley@uwcv.org			
		Additional Contact: Kamryn Cummings kamryn@uwcv.org			
		Notes 23-24: No new updates			
		Description: Physical, Occupational, and Speech Therapy Services provided with office and in the Head Start schools with HS administration approval.			
X	Case Management	X	Food	X	Mental Health
X	Child Care		GED/ESL		Nutrition/Wellness


	Family /Child Protection	X	Home Repairs/Improvement		On-the-Job Training
X	Clothing		Homelessness		Pregnancy
X	Counseling		Household Items	X	Substance Abuse Treatment
X	Crisis Intervention	X	Housing		Support Groups
	Dental		Job Search		Transportation
	Disability		Legal Aid		Utilities
	Education (Child/Adult)		Literacy		
	Family Planning		Medical		

	Partner: West Texas Counseling and Guidance Contact: Dusty McCoy - CEO Phone: 325-944-2561 Address: 36 E. Twohig 6 th Floor San Angelo, TX 76901 Email: dustym@wtcg.us Additional Contacts: Sydney Savage – sydenys@sanangelocounseling.com Nicolee – nicolee@sanangelocounseling.com Rebecca Zapata – rebeccaz@sanangelocounseling.com
	Notes 23-24: No Changes
	Description: Provides the highest quality counseling and educational services for all residents of the Concho Valley, utilizing evidence-based practices that are effective, affordable, and promote personal development, and independence.

	Case Management		Food	X	Mental Health
	Child Care		GED/ESL		Nutrition/Wellness
	Family /Child Protection		Home Repairs/Improvement		On-the-Job Training
	Clothing		Homelessness		Pregnancy
X	Counseling		Household Items		Substance Abuse Treatment
X	Crisis Intervention		Housing		Support Groups
	Dental		Job Search		Transportation
	Disability		Legal Aid		Utilities
	Education (Child/Adult)		Literacy		Literacy
	Family Planning		Medical		

	Partner: West Texas Rehabilitation Center Contact: Lindsey McMillan – Director of Pediatrics Phone: 325-223-6444 Address: 3001 S. Jackson San Angelo, TX 76904 Email: lmcmillan@wtrc.com
	Notes 23-24: They will be glad to come out and speak at parent meeting to inform parents at all of their services. Also have a new breastfeeding class and instructor. Email Stacy to set up a meeting.

			Description: Physical, Occupational, and Speech Therapy Services provided with office and in the Head Start schools with HS administration approval.	
	Case Management		Food	Mental Health
	Child Care		GED/ESL	Nutrition/Wellness
	Family /Child Protection		Home Repairs/Improvement	On-the-Job Training
	Clothing		Homelessness	Pregnancy
	Counseling		Household Items	Substance Abuse Treatment
	Crisis Intervention		Housing	Support Groups
	Dental		Job Search	Transportation
	Disability		Legal Aid	Utilities
	Education (Child/Adult)		Literacy	
	Family Planning	X	Medical	

Partner: YMCA Childcare, Aftercare			Contact: Gidget Tate -Childcare/Gaby Angel-Afterschool Phone: 325-655-9106 Address: 353 S. Randolph San Angelo, TX 76903 Email: gtate@ymcasanangelo.org / gangel@ymcasanangelo.org *Additional Contact- Abigail Holguin- aholguin@ymca.org	
			Notes 23-24: Abigail Holguin is the new Engagement Coordinator	
			Description: Afterschool program is a limited slotted program that provides aftercare for services for a price. Childcare is a full day and partial day early learning center for infants through preschoolers.	

	Case Management		Food	Mental Health
X	Child Care		GED/ESL	Nutrition/Wellness
	Family /Child Protection		Home Repairs/Improvement	On-the-Job Training
	Clothing		Homelessness	Pregnancy
	Counseling		Household Items	Substance Abuse Treatment
	Crisis Intervention		Housing	Support Groups
	Dental		Job Search	Transportation
	Disability		Legal Aid	Utilities
	Education (Child/Adult)		Literacy	
	Family Planning		Medical	

Partner: Younglife			Contact: Tash Horner – Coordinator Phone: 325-500-8656 Address: PO Box 61816 San Angelo Tx 76906 Email: sayonglives@gmail.com	
--------------------	--	--	---	--



			Notes 23-24:		
			Description: Provide mentoring and a support group for teen moms and their families.		
	Case Management		Food		Mental Health
	Child Care		GED/ESL		Nutrition/Wellness
	Family /Child Protection		Home Repairs/Improvement		On-the-Job Training
	Clothing		Homelessness	X	Pregnancy
	Counseling		Household Items		Substance Abuse Treatment
	Crisis Intervention		Housing	X	Support Groups
	Dental		Job Search		Transportation
	Disability		Legal Aid		Utilities
	Education (Child/Adult)		Literacy		
	Family Planning		Medical		

KEY FINDINGS

The CVCOG began the CA process of documenting compliance with the organizational standards by familiarizing themselves of all available guidance from the OHS on the interpretation of the standard and required documentation. Hence, CVCOG was able to identify specific issues in the CA that reflects key findings in accordance with regulations regarding the completion of the program’s CA.

In addition to this a distinct section of the CNA titled “key findings”, key findings are listed throughout the entire document under the subheadings of every section of the CA. The overall key findings of the causes of poverty are reflected in the areas of lack of adequate income, transportation and accessibility to resources specific to education, dental/physical/mental health care, and technology including computer devices and wifi.

CVCOG’s CA committee, agency staff, Board of Directors, and stakeholders were actively involved in every step of the process specifically the analysis of the underlying

causes of poverty as indicated this CA report.

CVCOG currently addresses many of the causes and conditions of poverty in the current service area. However, the CA clearly found that priority needs for more accessible transportation is an opportunity to gain insight into the broader needs of the service area not currently being met. The assessment indicates these key findings, throughout the entire service area.

CVCOG has included this section of the CA to document compliance with OHS HSPPS, as well as provide a succinct summary of the agency's prioritized needs documented and analyzed in this CA report.

CONCLUSION

In summary, CVCOG's particular attention given to the inclusion of identifying the conditions of poverty, the level of need, and causes of those needs served as the basis for the content and data represented throughout this Community Assessment. In accordance with the measures of compliance, the "key findings" are clearly indicated throughout the CA, but more succinctly in the "key findings" section of this report as well as the conditions of poverty and the causes of those conditions. The review team can also consider the following questions:

The analysis of the causes and conditions of poverty are grounded in the quantitative and qualitative data collected by the CA. Analysis of the underlying causes of poverty in the CVCOG's service area are also rooted in the qualitative and quantitative data collected during the CA. CVCOG's CA process, in accordance with OHS guidance and regulations regarding conducting and completing a Community Assessment, proved the

quantitative data to be very reliable in illustrating the conditions of poverty, while qualitative data revealed its underlying causes. Both types of data are referenced in the “key findings” section.

The causes and conditions were analyzed on multiple levels. The data collected comprehensively indicated whether a need occurs at the family, agency, or community level and where it stems from. Taking into consideration that factors even outside of the CVCOG’s local community majorly influences the conditions of poverty. Such data has prompted CVCOG to consider what social, economic, and political factors inside and outside the geographic service area can aid in documenting the root cause of the needs assessed. As a result of this CA, CVCOG is poised for the efficient creation of ways to serve children not being served in Coke county and areas where Pre-K programs have opened based on agency capacity to understand which causes are stemming from issues that are bigger than the community and will really require partnerships and organization of efforts to address indicated issues. Additionally, the program sees a need to offer unique services to the children and families of Eden and Grape Creek Community. Transportation is identified as a priority need for the program in order to reach children that are not being served.

EHS services continue to be in demand particularly to Pregnant Women in Tom Green County.

CVCOG continues to engage other stakeholders in the analysis of the causes and conditions of poverty in its service area. Due to the complexity of the CA process, it is CVCOG seamlessly engaged a wide range of partners and other stakeholders in the

analysis of CA data. This ensured that the data was analyzed from different perspectives and provided an opportunity to build consensus across agencies and sectors about a broader anti-poverty agenda for the community.

In conclusion, CVCOG's overall theories of change were supported by the CA process and guides their missions, programs, and service delivery strategies. This thematic approach helps the agency to have informed program design and is a critical part of the School Readiness and Self-Assessment continuous improvement cycle because it forces CVCOG's to articulate why they think their services will reduce poverty.

This process in turn produces a basis for comparison to outcome data to assess results and improve performance.

ADDITIONAL SOURCES

All data was produced from converted (Comma Space Delimited) spreadsheets derived from the University of Missouri (Columbia MO), Data Extractor (DEXTER). Any spreadsheet not shown in this Community Needs Assessment is available upon immediate request.

[Concho Valley, TX Mortgage and Renter Costs](#) - you will see in this file each county and the total and percentages of households that spend more than 30 percent of their income on their mortgage or rent- Source: U. S. Census Bureau, American Community Survey: 2017 To 2021, 5 Year Estimates, 2023.

[Concho Valley, TX County Education Statistics](#) - I highlighted the total and percentage of adults possessing either some high school or less than a high school diploma- Source: U. S. Census Bureau, American Community Survey: 2017 To 2021, 5 Year Estimates, 2023.

[Concho Valley, TX Early Learning Centers By County \(City and Town\)](#) - This spreadsheet provides data by city, Town, Zip Code and seating capacity the number of slots for children ages 0 to 3, 4 and 5 and 5 plus- Source: U. S. Census Bureau, American Community Survey: 2017 To 2021, 5 Year Estimates, 2023.

[Concho Valley, TX Parents and Grandparents Keeping Grandchildren](#) - This spreadsheet provides data by county with totals and percentages of Grandparents who keep their grandchildren by numbers of year- Source: U. S. Census Bureau, American Community Survey: 2017 To 2021, 5 Year Estimates, 2023.

[Concho Valley, TX Miscellaneous Poverty](#) - This spreadsheet provides data by county on different poverty measures (primarily households that have either zero vehicles or one vehicle). This is a related

measure of poverty in the sense that if both parents work then they have to share a vehicle. This spreadsheet data can be combined with the spreadsheet of parents with children where both parents work- Source: U. S. Census Bureau, American Community Survey: 2017 To 2021, 5 Year Estimates, 2023.

Concho Valley, TX Household and Tenure - This spreadsheet shows who has a mortgage, and who rents (totals and percents)- Source: U. S. Census Bureau, American Community Survey: 2017 To 2021, 5 Year Estimates, 2023.

Concho Valley, TX Women Birth Ages 15 To 50 - This spreadsheet provides data on women who give birth to children by major age group- Source: U. S. Census Bureau, American Community Survey: 2017 To 2021, 5 Year Estimates, 2023.

Concho Valley, TX Poverty Statistics - This spreadsheet provides statistics by County on the total poor, percent poor by major age group- Source: U. S. Census Bureau, American Community Survey: 2017 To 2021, 5 Year Estimates, 2023.

Concho Valley, TX Population By Major Age Group - This spreadsheet provides statistics by County, on the major age groups, under 5, over 5, under 18, 18 and over, 25 and over, and 65 and over. Depending on that percentages (totals) you can get a quick picture of the county makeup beyond the age 0 to 4 and 5 to 9- Source: U. S. Census Bureau, American Community Survey: 2017 To 2021, 5 Year Estimates, 2023.

Concho Valley, TX Population By Race and Hispanic Origin - This spreadsheet is self-explanatory. It provides county totals and percentages by race and ethnicity for each major group- Source: U. S. Census Bureau, American Community Survey: 2017 To 2021, 5 Year Estimates, 2023.

Concho Valley, TX Transportation Statistics - This spreadsheet provides detailed county data on transportation include miles of vehicle roads, as well as vehicles registered, vehicles per person by county and other detailed statistics. This data is produced by the Texas Department of Transportation – San Angelo Region, 2023.

Memo

To: Executive Committee

From: Carolina Raymond – Director of Head Start

Date: 1/10/2024

Re: CONSIDER AND TAKE APPROPRIATE ACTION – ITEM 15

ITEM 15

Carolina Raymond, Director of Head Start, is seeking consideration and approval of the Head Start Community Assessment.

Approved at the Executive Committee Meeting on January 10, 2024.



ADMINISTRATION FOR
CHILDREN & FAMILIES

Office of Head Start | 330 C St., SW, 4th Floor, Washington DC 20201 | eclkc.ohs.acf.hhs.gov

December 06, 2023

Grant No. 06CH010970

Dear Head Start Grant Recipient:

An application for funding for the upcoming budget period must be submitted by March 1, 2024.

The following table reflects the annual funding and enrollment levels available to apply for:

Funding Type	Head Start	Early Head Start
Program Operations	\$4,879,574	\$2,279,952
Training and Technical Assistance	\$56,824	\$28,858
Total Funding		\$7,245,208

Program	Head Start	Early Head Start
Federal Funded Enrollment	411	128

Period of Funding: 06/01/2024 - 06/30/2024

Application Submission Requirements

The application must be prepared and submitted in accordance with the *Head Start Grant Application Instructions with Guidance, Version 3 (Application Instructions)* for a continuation application. It must be submitted on behalf of the Authorizing Official registered in the HSES.

Incomplete applications will not be processed.

Application Instructions are available on the home page of HSES. Please review the instructions carefully prior to preparing the application. Submission guidance can be found in the “Resources” section of the HSES.

Please contact Maura Murray, Head Start Program Specialist, at 214-767-8824 or maura.murray@acf.hhs.gov or Sheri Harmon, Grants Management Specialist, at 206-615-2558 or sheri.harmon@acf.hhs.gov with questions regarding the *Application Instructions*.

For assistance submitting the application in HSES, contact help@hsesinfo.org or 1-866-771-4737.

Funding is contingent upon the availability of federal funds and satisfactory performance under the terms and conditions of the Head Start grant in the current budget period.

Program Improvement (One-Time) Requests

Grant recipients encountering program improvement needs that cannot be supported by the agency budgets or other resources are invited to apply for one-time funding. This funding must be applied for separately through the appropriate supplemental amendment type in HSES. Program Improvement requests generally include but not limited to facility projects (construction, purchase, or major renovations requiring 1303 applications or minor repairs and enhancements). Program improvement requests are prioritized and funded based on funding availability, and may require additional time before a final decision. For questions regarding program improvement needs and requests, please contact the regional office.

Thank you for your cooperation and timely submission of the grant application.

Sincerely,

/Kenneth Gilbert/

Kenneth Gilbert
Regional Program Manager
Office of Head Start



CONCHO VALLEY
COUNCIL OF GOVERNMENTS
5430 Link Road • San Angelo, TX 76904
325-944-9666

To: Executive Board and Policy Council

From: Carolina Raymond – Director of Head Start

Date: January 10th, 2023

Re: Community Assessment

Agenda Item: Executive Committee # 16

Policy Council # 9

The Concho Valley Council of Governments Policy Council and Executive board approves the:

CVCOG 23-24 Head Start Renewal Grant for a Total Funding Request of **\$7,245,208**

Program Operations:

Head Start **\$4,879,574**

Early Head Start **\$2,279,952**

Training and Technical Assistance:

Head Start **\$56,824**

Early Head Start **\$28,858.**

Federal Funded Enrollment:

Head Start **411**

Early Head Start **128**

EC Chairman

Date _____

Policy Council Chair

Date _____

Memo

To: Executive Committee

From: Carolina Raymond – Director of Head Start

Date: 1/10/2024

Re: CONSIDER AND TAKE APPROPRIATE ACTION – ITEM 16

ITEM 16

Carolina Raymond, Director of Head Start, is seeking consideration and approval of the CVCOG 23-24 Head Start Renewal Grant for a Total Funding Request of \$7,245,208.

Approved at the Executive Committee Meeting on January 10, 2024.

Memo

To: Executive Committee

From: Carolina Raymond – Director of Head Start

Date: 1/10/2024

Re: CONSIDER AND TAKE APPROPRIATE ACTION – ITEM 17

ITEM 17

Carolina Raymond, Director of Head Start, is seeking consideration and approval to award a contract to VGI Technology for Head Start security camera installation in an amount not to exceed \$258,000.

Approved at the Executive Committee Meeting on January 10, 2024.

Chairman – Judge Brandon Corbin

Vice-chairman – Judge Molly Criner

Memo

To: Executive Committee

From: Erin Hernandez – Assistant Executive Director

Date: 1/10/2024

Re: CONSIDER AND TAKE APPROPRIATE ACTION – ITEM 18

ITEM 18

Erin Hernandez, Assistant Executive Director, is seeking consideration and approval to allocate the Solid Waste Grants funds for the first Biennium to selected entities as recommended by the Solid Waste Committee. The Solid Waste Committee met on this day, at 1:15 p.m.

Applications that were submitted and amounts requested are as follows:

City of Menard - \$12,200
Coke County - \$6,460
Menard County - \$40,000
Tom Green County - \$10,000
Tom Green County/KSAB - \$50,000

Approved at the Executive Committee Meeting on January 10, 2024.

CVCOG
Balance Sheet - CVCOG Balance Sheet mrm
As of 10/31/2023

	<u>Current Period</u>	
	<u>Balance</u>	
Assets		
First Financial General Bank Acct	229,667.25	1112000
CNCS Petty Cash	300.00	1197000
CitiBank Credit Card	72.97	1198000
First Financial Credit Card	(15.37)	1199000
Grant Receivable, CJ VAWA	1,899.95	1203000
State Contract, HSGD	2,916.62	1204000
Grant Receivable, 2-1-1	25,075.71	1205000
Grant Receivable, 9-1-1	46,658.97	1211000
Grant Receivable, AAA	239,256.00	1212000
Grant Receivable CNCS VISTA	3,667.18	1213000
State Contract, CJ Planning	7,083.55	1214000
Grant Receivable, CJ Training	14,432.96	1215000
Grant Receivable, Juvenile Justice Services	2,753.69	1217000
Grant Receivable, Foster Grandparent	23,654.73	1219000
Grant Receivable, Senior Companion	9,646.70	1220000
Grant Receivable, ADRC	27,305.80	1221000
State Contract, CEDAF	8,746.00	1224000
OOG CV Communications Upgrade	2,297.96	1225000
Grant Receivable, Homeland Security SHSP	16,552.10	1232000
Grant Receivable, CACFP Head Start	67,806.08	1243000
Grant Receivable, Head Start HHS	676,574.80	1249000
Economic Development District	5,563.06	1290000
CV Transit District AR	344,251.30	1329000
Accounts Receivable-General	292.03	1391000
Staff Travel Advance	(22.03)	1392000
CJ Uniform Receivable	635.47	1393000
Accounts Receivable-CJ Law Enforcement Academy	16,338.00	1395000
Accts Receivable-CVCOG Membership Dues	14,182.65	1396000
Prpd Workers Comp	3,843.90	1591000
Prpd Health Insurance	439.01	1592000
Prepaid AFLAC	448.88	1598000
First Financial 911 Investment	437,844.73	1614000
CVCOG Investment Account	285,080.06	1618000
Leasehold Improvements	85,951.58	1730000
Facility Improvements	170,941.59	1732000
Other Assets - Project Equipment	1,241,306.87	1811000
Total Assets	<u>4,013,450.75</u>	
Liabilities		
AP	49,181.37	2111000
AP Clearing	30,718.50	2112000
AP First Financial Credit Card	3,112.07	2114000
AP CitiBank Credit Card	63,727.31	2117000
Payroll Payable - Administration	312,058.40	2151000
Federal Withholding Tax	25,429.28	2311000
Medicare Payable	11,066.34	2321000
SUTA Payable	30.65	2323000
Employee Wellness Benefits Payable	40,144.22	2412000
Health Savings Account	2,570.17	2413000
Dental Insurance Payable	8,833.24	2415000
MASA Payable	1,660.75	2417000
Life Insurance Payable	8,439.16	2418000

CVCOG
Balance Sheet - CVCOG Balance Sheet mrm
As of 10/31/2023

	Current Period Balance		
Liabilities continued			
Vision Insurance Payable	1,947.80	2419000	
Employer Pension Plan Payable	123,798.63	2422000	
Employee Contr to Pension Plan	79,943.97	2423000	
Deferred Income Plan Withheld	3,135.00	2431000	
State Comptroller Unclaimed	79.58	2434000	
United Way Payable	1,271.54	2441000	
Child Support Payable	2,864.30	2442000	
Other Payroll Garnishments	212.90	2444000	
Accrued Vacation Leave	165,135.03	2521000	
Inter-Fund Payable CVTD	652,956.84	2600000	
Unearned Revenue General Fund	11,460.22	2911000	
Unearned Revenue- 911 Program	284,067.99	2917000	
Unearned Revenue-VISTA	87,114.74	2918000	
Unearned Revenue-Head Start	28,526.98	2919000	
Unearned Revenue- Area on Aging	4,649.59	2924000	
Unearned Revenue - Senior Companion	887.98	2925000	
Unearned Revenue - Regional Law Academy Tuition	(3,368.19)	2926000	
Unearned Revenue- RSVP	35,438.68	2929000	
Unearned Revenue-Solid Waste	19,672.23	2938000	
Unearned Revenue Regional Broadband Initiative	118,084.80	2943000	
Total Liabilities	2,174,852.07		
 Fund Balance			
General Unrestricted Fund Balance	456,411.94	3000000	
Long Term Debt - Annual Leave	(165,135.03)	3105000	
Long Term Debt - Inter-Fund CVTD	(652,956.84)	3107000	
Investment - Capital Assets	1,498,200.04	3110000	
Restricted - USDA Note Available	23,850.00	3202000	
Restrict - Regional Assistance Corp 501c3	35,286.51	3204000	
Restricted - CV Medical Reserve Corp	3,765.02	3205000	
Assigned - Area Agency on Aging	21,509.22	3401000	
Assigned - SCP Visiting Program	8,255.76	3402000	
Assigned - Caregiver	2,213.65	3403000	
Assigned - Housing Finance	94,212.18	3404000	
Assigned - Homeland Security	26,137.04	3405000	
Assigned - CJ Planning	117,064.27	3406000	
Assigned - CJ Law Enf Academy	187,620.09	3407000	
Assigned - 211 Information Referral	34,629.64	3408000	
Assigned - CEDAF	35,449.54	3409000	
Total Fund Balance	1,726,513.03		
 Excess Revenue over Expenditures FY 23-24	112,085.65		
 Total Liabilities and Fund Balance	4,013,450.75		

CVCOG

Statement of Revenues and Expenditures - CVCOG Statement of Revenue and Expenditures
From 10/1/2023 Through 10/31/2023

	<u>Current Period</u>	
	<u>Actual</u>	
Revenue		
CNCS Senior Companion CFDA 94.016	9,646.70	4164000
CNCS Foster Grandparent CFDA 94.011	23,654.73	4165000
HHS-ACF Head Start ARP 06HE001000 C6	8,223.37	4170000
HHS-ACF Head Start CFDA 93.600	667,717.24	4173000
VISTA CNCS FY 22-23 CFDA 94.013	3,667.18	4174000
Off Gov-CJ Juvenile Justice Service CFDA 16.523	2,280.53	4206000
CACFP Nutrition CFDA 10.558	67,806.08	4221000
Off Gov-Violence Against Women Act CFDA 16.588	1,015.03	4222000
PY - Title IIIB CFDA 93.044	28.29	4227000
211 TANF OPS FED CFDA 93.558	7,435.30	4231000
CF - HICAP Basic CFDA 93.324	28.29	4267000
ADRC Housing Navigator Sept to Dec CFDA 93.791	3,897.25	4274000
Off Gov-Homeland Security SHSP CFDA 97.067	9,478.08	4294000
ADRC Housing Navigator Jan to Aug CFDA 93.791	(2.46)	4298000
ADRC Local Contact Agency Jan to Aug CFDA 93.791	611.78	4299000
TCEQ Solid Waste State	4,165.66	4302000
Off Gov - CJ Academy State	14,432.96	4307000
TxHHS-RSVP State	13,203.80	4309000
Off Gov - HSGD Contract State	2,031.61	4311000
TxHHS - 211 State Funds	7,187.37	4312000
Grant Z02, NG911 Project SB8	27,885.59	4314000
Off Gov, CJ Planning Services	4,030.72	4315000
CSEC 911 ER Communications State	172,636.33	4316000
ADRC State General Revenue	5,019.12	4325000
Grant X07, OOG CV Communications Upgrade 4467201	2,297.96	4327000
ADRC State Promoting Independence	3,874.28	4331000
TXHHS-FGP State	5,316.48	4335000
TXHHS-SCP State	5,903.50	4336000
IK Contributions	370,135.03	4411000
CVCOG Membership Dues	4,228.38	4511000
CJ Membership Dues	67,500.00	4513000
Program Income	25,964.01	4522000
Local Revenue	64,742.41	4523000
Interest Income General	1,087.48	4731000
Economic Development District Pass-Thru	5,563.06	4760000
Concho Valley Transit District Pass-Thru	380,386.54	4761000
Vacation Accrual Allocation	32,243.85	4911000
Indirect Cost Allocations	77,125.29	4912000
Information Technology Services	30,502.56	4913000
Human Resources Allocation	32,799.69	4914000
Procurement Dept Allocation	32,280.50	4915000
Total Revenue	<u>2,198,031.57</u>	
Expenditures		
General Wages	659,670.57	5110000
General Overtime Hours	2,157.00	5118000
Vacation Time Allocation	32,243.85	5150000
Medicare Tax	11,380.81	5151000
Workers Comp Insurance	22,985.73	5172000
SUTA	57.93	5173000
Health Insurance Benefit	174,326.52	5174000
Dental Insurance Benefit	5,975.28	5175000
Life Insurance Benefit	5,133.78	5176000
HSA Insurance Benefit	2,607.00	5177000
Retirement	87,851.74	5181000
Indirect Allocation	77,125.29	5199000

CVCOG

Statement of Revenues and Expenditures - CVCOG Statement of Revenue and Expenditures
From 10/1/2023 Through 10/31/2023

	<u>Current Period</u>	
	<u>Actual</u>	
Expenditures continued ...		
Stipend - FGP Volunteers	17,416.00	5201000
Stipend - SCP Volunteers	8,077.00	5202000
Recognition	400.00	5205000
HR Service Center	32,799.69	5206000
Procurement Service Center	32,280.50	5207000
Information Technology Service Center	30,502.56	5208000
Driver Wages	128,154.07	5210000
Dispatch/Customer Service Wages	9,430.19	5217000
Driver Overtime Hours	10,094.31	5218000
Dispatch/Customer Service Overtime Wages	934.44	5219000
Counseling Services	1,650.00	5251000
Contract Services	101,878.25	5291000
HS Nutrition Service	43,809.95	5295000
HS Parent Service	475.42	5296000
Head Start T & T A	2,023.00	5308000
Travel-In Region	400.43	5309000
Travel-Out of Region	829.57	5310000
Meals	1,188.10	5312000
Travel-Volunteer	5,821.00	5313000
Fuel	226.75	5351000
Lubricant	70.76	5352000
Vehicle Maintenance	44.90	5361000
Non-Vehicle Maintenance	391.45	5366000
Other Facility Rent	200.00	5412000
HS Site Rent	1,550.00	5413000
Utilities	3,989.11	5431000
HS Site Center Utilities	13,535.96	5433000
Link Road Building Maintenance	3,498.12	5448000
Facility Allocation	36,135.23	5451000
HS Site Center Bldg Maint	9,072.19	5453000
Supplies	7,352.90	5510000
HS Class Room Supplies	2,631.12	5512000
HS Food Serv Sup	6,921.16	5513000
HS Medical Supplies	1,189.15	5514000
HS Disability Supplies	24.95	5515000
Supplies - Bus/Service Vehicles	837.93	5516000
HS Diapers and Wipes	300.34	5518000
Parts Supply	791.95	5520000
Internal Computer/Software	6,260.37	5622000
Tools	72.09	5629000
Copier	2,614.36	5632000
Copier Lease	1,373.36	5633000
Insurance	6,276.20	5711000
Cell Phones	195.72	5713000
Printing	905.44	5721000
Ads & Promotions	149.31	5722000
Publications	360.00	5723000
Training	2,311.36	5751000
Dues and fees	4,392.01	5753000
Vehicle Registration	9.50	5754000
HS Site Center Communications	2,283.51	5760000
Communications	1,526.59	5761000
Postage/freight	993.06	5762000
911 PSAP Services	132.57	5766000
911 Equipment Maintenance	91,565.79	5767000
911 PUB ED	4,753.15	5771000

CVCOG
Statement of Revenues and Expenditures - CVCOG Statement of Revenue and Expenditures
From 10/1/2023 Through 10/31/2023

	<u>Current Period</u>	
	<u>Actual</u>	
Expenditures continued ...		
911 Network	9,013.91	5775000
911 PSAP Network	(19,551.65)	5777000
911 Text-to-911	20,883.64	5779000
911 Core Functions	27,890.06	5781000
Coffee Expense	133.00	5792000
General Assembly Costs	4,541.75	5794000
Safety	1,220.80	5796000
Multi-Modal Supplies	208.78	5810000
Multi-Modal Internet	64.72	5814000
Multi-Modal Utilities	74.07	5831000
Multi-Modal Communications	482.75	5861000
Shop Christoval Rd Utilities	88.84	5876000
InKind Travel	18,230.15	6310000
InKind Other	351,904.88	6791000
Total Expenditures	<u>2,139,804.04</u>	
Excess Revenue over Expenditures	<u><u>58,227.53</u></u>	

CVCOG
Expenditure Journal - All Grant Exp Recap
From 10/1/2023 Through 10/31/2023

Grant Code	Grant Title	General Ledger Expenditures	Account Payable Expenditures	Total Expenditures
018	Pass-Thru CVTD Medicaid	11,767.56	0.00	11,767.56
K02	CVTD Pass-Thru Head Start Maintenance FY 23-24	550.19	0.00	550.19
L02	CVTD Pass-Thru Link Road Facility FY 22-23	0.00	175.95	175.95
L03	CVTD Pass-Thru Link Road Facility FY 23-24	9,246.03	21,508.17	30,754.20
M06	Pass-thru Grant M04, Mobility Management Rural FY 23-24	7,332.82	0.00	7,332.82
P03	CVTD Pass-Thru, RPTCP FY 23-24	2,332.46	0.00	2,332.46
R03	Pass-thru CVTD Grant R03 Rural FY 22-23	0.00	210.36	210.36
R04	Pass-thru CVTD Grant Rural FY 23-24	111,147.60	1,735.36	112,882.96
U03	Pass-thru Grant U03, CVTD Urban FY 22-23	0.00	119.55	119.55
U04	Pass-thru Grant CVTD Urban FY 23-24	212,220.99	2,039.50	214,260.49
CVTD Totals		354,597.65	25,788.89	380,386.54
040	Pass-Thru CV Economic Development Dist	5,101.71	104.29	5,206.00
043	CVEDD Pass-Thru Revolving Loan	357.06	0.00	357.06
CVEDD Totals		5,458.77	104.29	5,563.06
027	Grant 027, VISTA 23VS252124	9,401.61	33.28	9,434.89
829	HHS-ACF Grant 829, Head Start FY 21-22 06CH010970	(0.99)	8,224.36	8,223.37
830	ARPA Regional Broadband Initiative	12,329.90	46,608.00	58,937.90
A02	HHSC-OAAA Grant A02, Area Agency on Aging FY 22-23	(185.31)	241.89	56.58
A03	HHSC-OAAA Grant A03, Area Agency on Aging FY 23-24	59,036.44	23,108.08	82,144.52
C05	OOG State Grant C05, CJ Academy FY 23-25 1480418	13,890.37	2,248.75	16,139.12
C07	OOG Contract C07, CJD Planning FY 23-24	3,118.24	89.29	3,207.53
D03	Grant D03, HHSC ADCR FY 23-24 HHS000270200007	13,396.65	3.32	13,399.97
F05	Grant F05, CNCS Foster Grandparent 23-24 Y2 22SFGTX003	26,711.17	1,054.51	27,765.68
F06	Grant F06, FGP State HHS001373500029	5,316.48	0.00	5,316.48
G04	Grant G04, CNCS RSVP FY 23-24 23SRGTX015 Y1	(431.11)	431.11	0.00
G05	Grant G05, RSVP HHCS State HHS001373500009	13,203.80	0.00	13,203.80
H04	Grant H04, CACFP Head Start Nutrition FY 22-23	(3,622.27)	3,622.27	0.00
H05	HHS-ACF Grant H05, Head Start FY 23-24 06CH010970-05	961,433.11	57,725.32	1,019,158.43
H06	Grant H06, CACFP Head Start Nutrition FY 23-24	0.00	50,806.11	50,806.11
J03	OOG Grant J03, Juvenile Justice Service FY 23-24 1484324	630.53	1,650.00	2,280.53
Q02	Grant Q01, CEDAF FY 23-24	578.06	0.00	578.06
S06	Grant S06, CNCS Senior Companion 23-24 Y2 22SCGTX003	10,118.98	471.12	10,590.10
S07	Grant S07, HHS0013735000038	5,903.50	0.00	5,903.50
T03	Grant T03, TIRN 211 Information & Referral FY 23-24	13,328.90	1,293.77	14,622.67
V03	OOG Grant V03, Violence Against Women Act 3973004	1,346.53	0.00	1,346.53
W02	Grant W02, TCEQ State Solid Waste FY 23-25	3,951.37	214.29	4,165.66
X07	OOG Grant X07 CV Communications Upgrade 4467201	2,297.96	0.00	2,297.96
X08	OOG Grant X08, Homeland Security (HSGP) FY 23-24 2952909	8,962.99	515.09	9,478.08
X09	OOG State Contract X09, HSGD FY 23-24	1,041.39	192.61	1,234.00
Z02	Grant Z02, NG911 Project SB8	0.00	27,890.06	27,890.06
Z03	Grant Z03, 911 CSEC State FY23 Funding, 2nd Biennium	0.00	18,518.91	18,518.91
Z04	Grant Z04, 911 CSEC State FY24 Funding, 1st Biennium	63,724.42	88,922.96	152,647.38
092	Procurement	31,109.87	1,170.64	32,280.51
093	Human Resources	31,647.14	1,152.54	32,799.68
094	Information Technology	26,544.37	3,958.18	30,502.55
095	Engagement Committee Funds	0.00	662.40	662.40
097	Non-Project Expenses	(71.98)	4,762.23	4,690.25
098	Vacation Program Costs	25,594.50	0.00	25,594.50
099	INDIRECT COSTS	62,068.26	5,908.47	67,976.73
CVCOG Totals		1,402,374.88	351,479.56	1,753,854.44
Report Total		1,762,431.30	377,372.74	2,139,804.04

CVCOG

All Grant Revenue Recap - Revenue Journal
From 10/1/2023 through 10/31/2023

Grant Code	Grant Title	General Ledger Revenues	Account Payable Revenues	Total Revenue
018	Pass-Thru CVTD Medicaid	11,767.56	0.00	11,767.56
K02	CVTD Pass-Thru Head Start Maintenance FY 23-24	550.19	0.00	550.19
L02	CVTD Pass-Thru Link Road Facility FY 22-23	175.95	0.00	175.95
L03	CVTD Pass-Thru Link Road Facility FY 23-24	30,754.20	0.00	30,754.20
M06	Pass-thru Grant M04, Mobility Management Rural FY 23-24	7,332.82	0.00	7,332.82
P03	CVTD Pass-Thru, RPTCP FY 23-24	2,332.46	0.00	2,332.46
R03	Pass-thru CVTD Grant R03 Rural FY 22-23	210.36	0.00	210.36
R04	Pass-thru CVTD Grant Rural FY 23-24	112,882.96	0.00	112,882.96
U03	Pass-thru Grant U03, CVTD Urban FY 22-23	119.55	0.00	119.55
U04	Pass-thru Grant CVTD Urban FY 23-24	214,260.49	0.00	214,260.49
	CVTD Total	380,386.54	0.00	380,386.54
040	Pass-Thru CV Economic Development Dist	5,206.00	0.00	5,206.00
043	CVEDD Pass-Thru Revolving Loan	357.06	0.00	357.06
	CVEDD Total	5,563.06	0.00	5,563.06
027	Grant 027, VISTA 23VS252124	9,434.89	0.00	9,434.89
829	HHS-ACF Grant 829, Head Start FY 21-22 06CH010970	8,223.37	0.00	8,223.37
830	ARPA Regional Broadband Initiative	58,937.90	0.00	58,937.90
A02	HHSC-OAAA Grant A02, Area Agency on Aging FY 22-23	56.58	0.00	56.58
A03	HHSC-OAAA Grant A03, Area Agency on Aging FY 23-24	13,160.54	0.00	13,160.54
C05	OOG State Grant C05, CJ Academy FY 23-25 1480418	97,926.68	0.00	97,926.68
C07	OOG Contract C07, CJD Planning FY 23-24	4,030.72	0.00	4,030.72
D03	Grant D03, HHSC ADRC FY 23-24 HHS000270200007	13,399.97	0.00	13,399.97
F05	Grant F05, CNCS Foster Grandparent 23-24 Y2 22SFGTX003	27,774.66	0.00	27,774.66
F06	Grant F06, FGP State HHS001373500029	5,316.48	0.00	5,316.48
G05	Grant G05, RSVP HHCS State HHS001373500009	13,203.80	0.00	13,203.80
H05	HHS-ACF Grant H05, Head Start FY 23-24 06CH010970-05	1,019,622.12	0.00	1,019,622.12
H06	Grant H06, CACFP Head Start Nutrition FY 23-24	67,806.08	0.00	67,806.08
J03	OOG Grant J03, Juvenile Justice Service FY 23-24 1484324	2,280.53	0.00	2,280.53
S06	Grant S06, CNCS Senior Companion 23-24 Y2 22SCGTX003	10,596.38	0.00	10,596.38
S07	Grant S07, HHS0013735000038	5,903.50	0.00	5,903.50
T03	Grant T03, TIRN 211 Information & Referral FY 23-24	14,622.67	0.00	14,622.67
V03	OOG Grant V03, Violence Against Women Act 3973004	10,985.32	0.00	10,985.32
W02	Grant W02, TCEQ State Solid Waste FY 23-25	4,165.66	0.00	4,165.66
X05	OOG Grant X05, Homeland Security (HSGP) FY 22-23 2952908	0.00	0.00	0.00
X07	OOG Grant X07 CV Communications Upgrade 4467201	2,297.96	0.00	2,297.96
X08	OOG Grant X08, Homeland Security (HSGP) FY 23-24 2952909	9,478.08	0.00	9,478.08
X09	OOG State Contract X09, HSGD FY 23-24	2,031.61	0.00	2,031.61
Z02	Grant Z02, NG911 Project SB8	27,890.06	0.00	27,890.06
Z03	Grant Z03, 911 CSEC State FY23 Funding, 2nd Biennium	18,764.44	0.00	18,764.44
Z04	Grant Z04, 911 CSEC State FY24 Funding, 1st Biennium	153,867.42	0.00	153,867.42
092	Procurement	32,280.50	0.00	32,280.50
093	Human Resources	32,799.69	0.00	32,799.69
094	Information Technology	30,502.56	0.00	30,502.56
095	Engagement Committee Funds	662.40	0.00	662.40
097	Non-Project Expenses	4,690.25	0.00	4,690.25
098	Vacation Program Costs	32,243.86	0.00	32,243.86
099	INDIRECT COSTS	77,125.29	0.00	77,125.29
	CVCOG Total	1,812,081.97	0.00	1,812,081.97
	Report Total	2,198,031.57	0.00	2,198,031.57

Concho Valley Council of Governments Cash Flow

Beginning Balance:	First Financial CVCOG General Fund (000's)			First Financial 9-1-1 Trust Account (000's)				First Financial General Investment Savings				CVCOG Balance	First Financial CVTD (000's)			First Financial CVTD-ICB (000's)			First Financial CVEDD (000's)			Total Balance
	Inflows	Outflows	Balance	Inflows	Interest	Outflows	Balance	Inflows	Interest	Outflows	Balance		Inflows	Outflows	Balance	Inflows	Outflows	Balance	Inflows	Outflows	Balance	
\$ 973,339	2,757,004	(2,562,497)	1,167,846	436,720	449	-	437,845	-	1,087	-	285,080	1,890,771	199,943	(980,629)	886,106	2,280	(1,950)	27,496	19,149	(8,900)	548,670	3,353,043
												1,890,771			886,106			27,496			548,670	3,353,043
												1,890,771			886,106			27,496			548,670	3,353,043
												1,890,771			886,106			27,496			548,670	3,353,043
												1,890,771			886,106			27,496			548,670	3,353,043
												1,890,771			886,106			27,496			548,670	3,353,043
												1,890,771			886,106			27,496			548,670	3,353,043
												1,890,771			886,106			27,496			548,670	3,353,043
												1,890,771			886,106			27,496			548,670	3,353,043
												1,890,771			886,106			27,496			548,670	3,353,043
												1,890,771			886,106			27,496			548,670	3,353,043
												1,890,771			886,106			27,496			548,670	3,353,043
												1,890,771			886,106			27,496			548,670	3,353,043
												1,890,771			886,106			27,496			548,670	3,353,043
												1,890,771			886,106			27,496			548,670	3,353,043
												1,890,771			886,106			27,496			548,670	3,353,043

Interest Rate at 4.658900% as of 10/02/23

Interest Rate at 4.658900% as of 10/02/23

Account opened to segregate Greyhound Funds

\$21,701.39 belongs to CVTD deposited to maintain account

Beginning Balance:	First Financial CVCOG General Fund (000's)			First Financial 9-1-1 Trust Account (000's)				First Financial General Investment Savings				CVCOG Balance	First Financial CVTD (000's)			First Financial CVTD-ICB (000's)			First Financial CVEDD (000's)			Total Balance
	Inflows	Outflows	Balance	Inflows	Interest	Outflows	Balance	Inflows	Interest	Outflows	Balance		Inflows	Outflows	Balance	Inflows	Outflows	Balance	Inflows	Outflows	Balance	
\$ 638,852	1,311,609	(1,540,522)	409,940	-	1,098	(100,783)	459,822	1,550	550	-	259,554	1,129,315	387,282	(462,883)	602,638	6,239	(6,527)	18,918	142,658	(13,014)	641,103	2,391,975
	1,729,481	(1,701,221)	438,200	-	1,039	(146,355)	314,507	-	681	-	260,234	1,012,941	720,765	(628,066)	695,337	6,448	(6,772)	18,594	3,085	(153,223)	490,966	2,217,838
	1,577,879	(1,395,790)	620,289	-	801	(136,962)	178,346	-	797	-	261,031	1,059,666	390,613	(665,982)	419,968	3,840	(3,076)	19,358	16,511	(43,143)	464,334	1,963,327
	2,041,899	(1,421,878)	1,240,310	-	464	(75,687)	103,124	-	827	-	261,859	1,605,292	1,151,281	(666,264)	904,985	2,630	(2,875)	19,114	47,003	(86,097)	425,240	2,954,631
	1,435,188	(1,945,856)	729,642	348,245	824	(243,902)	208,290	-	793	-	262,651	1,200,583	334,884	(450,291)	789,578	3,352	(2,572)	19,894	66,726	(11,538)	480,427	2,490,482
	1,477,271	(1,555,200)	651,713	-	264	(207,955)	599	275	963	-	263,889	916,201	534,326	(512,429)	811,475	2,236	(179)	21,951	33,689	(84,002)	430,115	2,179,741
	2,083,317	(1,471,600)	1,263,430	-	2	-	601	-	836	-	264,725	1,528,756	733,884	(611,307)	934,053	2,686	(1)	24,636	92,370	(13,649)	508,836	2,996,281
	1,297,703	(1,853,182)	707,951	193,614	349	-	194,564	-	979	-	265,704	1,168,219	772,266	(857,231)	849,088	3,856	(0)	28,492	4,030	(63,194)	449,673	2,495,471
	1,970,854	(1,591,396)	1,087,409	-	383	(183,831)	11,116	13,972	1,083	-	280,760	-	553,352	(435,898)	966,541	3,554	(5,762)	26,284	58,486	(58,106)	450,052	1,442,878
	1,769,676	(1,517,032)	1,340,053	-	40	-	11,156	-	1,015	-	281,775	253,699	590,396	(420,880)	1,136,057	2,895	-	29,179	111,074	(31,688)	529,438	1,948,373
	1,498,048	(1,983,517)	854,584	193,985	410	-	205,551	-	1,100	-	282,875	(36,274)	948,952	(915,547)	1,169,461	1,128	(4,593)	25,714	20,066	(19,695)	529,808	1,688,710
	1,708,067	(1,589,311)	973,339	-	341	(205,216)	676	-	1,117	-	283,993	(121,276)	1,070,671	(573,340)	1,666,792	2,127	(677)	27,165	22,886	(14,272)	538,422	2,111,103

Interest Rate at 2.685700% as of 10/03/22

Interest Rate at 3.190500% as of 11/01/22

Interest Rate at 3.606300% as of 12/01/22

Interest Rate at 3.740300% as of 1/3/23

Interest Rate at 3.945900% as of 2/1/23

Interest Rate at 4.051700% as of 3/1/23

Interest Rate at 4.130800% as of 4/3/23

Interest Rate at 4.355200% as of 5/1/23

Interest Rate at 4.502500% as of 6/1/23

Interest Rate at 4.550100% as of 7/3/23

Interest Rate at 4.597700% as of 8/1/23

Interest Rate at 4.651300% as of 9/1/23

Interest Rate at 2.685700% as of 10/03/22

Interest Rate at 3.190500% as of 11/01/22

Interest Rate at 3.606300% as of 12/01/22

Interest Rate at 3.740300% as of 1/3/23

Interest Rate at 3.945900% as of 2/1/23

Interest Rate at 4.051700% as of 3/1/23

Interest Rate at 4.130800% as of 4/3/23

Interest Rate at 4.355200% as of 5/1/23

Interest Rate at 4.502500% as of 6/1/23

Interest Rate at 4.550100% as of 7/3/23

Interest Rate at 4.597700% as of 8/1/23

Interest Rate at 4.651300% as of 9/1/23

Account opened to segregate Greyhound Funds

\$21,701.39 belongs to CVTD deposited to maintain account

In compliance with PFIA 2256.023 and CVCOG Investment Policy section XI

John Austin Stokes 11/13/2023
CVCOG Executive Director/Investment Officer Date

Brandon Sanders 11/13/2023
CVCOG Director of Finance Date

CVCOG
Balance Sheet
As of 11/30/2023

**Current Period
Balance**

Assets

First Financial General Bank Acct	701,703.09	1112000
CNCS Petty Cash	300.00	1197000
Grant Receivable, CJ VAWA	2,033.32	1203000
State Contract, HSGD	1,458.27	1204000
Grant Receivable, 2-1-1	31,504.26	1205000
Grant Receivable, 9-1-1	126,212.48	1211000
Grant Receivable, AAA	10,190.00	1212000
State Contract, CJ Planning	3,541.76	1214000
Grant Receivable, CJ Training	22,062.36	1215000
Grant Receivable, Juvenile Justice Services	6,013.00	1217000
Grant Receivable, Foster Grandparent	29,497.30	1219000
Grant Receivable, Senior Companion	18,088.66	1220000
Grant Receivable, ADRC	13,399.97	1221000
OOG CV Communications Upgrade	9,381.25	1225000
Grant Receivable, Homeland Security SHSP	21,522.29	1232000
Grant Receivable, CACFP Head Start	121,220.65	1243000
Grant Receivable, Head Start HHS	364,833.64	1249000
Economic Development District	54,467.96	1290000
CV Transit District AR	436,460.80	1329000
Accounts Receivable-General	252.72	1391000
Staff Travel Advance	(22.03)	1392000
CJ Uniform Receivable	635.47	1393000
Accounts Receivable-CJ Law Enforcement Academy	10,338.00	1395000
Accts Receivable-CVCOG Membership Dues	2,326.80	1396000
Prepaid Dental Insurance	18.52	1597000
Prepaid AFLAC	1,009.06	1598000
First Financial 911 Investment	285,382.96	1614000
CVCOG Investment Account	286,174.81	1618000
Leasehold Improvements	85,951.58	1730000
Facility Improvements	170,941.59	1732000
Other Assets - Project Equipment	1,241,306.87	1811000
Total Assets	4,058,207.41	

Liabilities

AP	148,383.93	2111000
AP Clearing	31,072.00	2112000
AP First Financial Credit Card	5,936.12	2114000
AP CitiBank Credit Card	49,436.81	2117000
Payroll Payable - Administration	398,063.82	2151000
Federal Witholding Tax	37,370.89	2311000
Medicare Payable	14,149.34	2321000
SUTA Payable	34.42	2323000
Employee Wellness Benefits Payable	40,144.22	2412000
Health Savings Account	2,573.67	2413000
Health Insurance Payable	823.99	2414000
MASA Payable	482.25	2417000
Life Insurance Payable	35.73	2418000
Vision Insurance Payable	140.62	2419000
Employer Pension Plan Payable	137,266.81	2422000
Employee Contr to Pension Plan	88,641.11	2423000
Deferred Income Plan Withheld	3,135.00	2431000
Workers Comp Ins Payable	21,876.75	2432000
State Comptroller Unclaimed	79.58	2434000
United Way Payable	1,229.44	2441000

CVCOG
Balance Sheet
As of 11/30/2023

**Current Period
Balance**

Liabilities continued ...

Child Support Payable	3,368.66	2442000
Other Payroll Garnishments	229.34	2444000
Accrued Vacation Leave	165,135.03	2521000
Inter-Fund Payable CVTD	650,040.17	2600000
Unearned Revenue General Fund	7,951.94	2911000
Unearned Revenue- 911 Program	214,555.44	2917000
Unearned Revenue-VISTA	74,312.50	2918000
Unearned Revenue-Head Start	28,500.48	2919000
Unearned Revenue- Area on Aging	4,649.59	2924000
Unearned Revenue - Regional Law Academy Tuition	18,865.41	2926000
Unearned Revenue- RSVP	19,700.55	2929000
Unearned Revenue-Solid Waste	14,342.30	2938000
Unearned Revenue Regional Broadband Initiative	109,735.22	2943000

Total Liabilities	2,292,263.13	
--------------------------	---------------------	--

Fund Balance

General Unrestricted Fund Balance	456,411.94	3000000
Long Term Debt - Annual Leave	(165,135.03)	3105000
Long Term Debt - Inter-Fund CVTD	(650,040.17)	3107000
Investment - Capital Assets	1,498,200.04	3110000
Restricted - USDA Note Available	23,850.00	3202000
Restrict - Regional Assistance Corp 501c3	35,286.51	3204000
Restricted - CV Medical Reserve Corp	3,765.02	3205000
Assigned - Area Agency on Aging	21,509.22	3401000
Assigned - SCP Visiting Program	8,255.76	3402000
Assigned - Caregiver	2,213.65	3403000
Assigned - Housing Finance	94,212.18	3404000
Assigned - Homeland Security	26,137.04	3405000
Assigned - CJ Planning	117,064.27	3406000
Assigned - CJ Law Enf Academy	187,620.09	3407000
Assigned - 211 Information Referral	34,629.64	3408000
Assigned - CEDAF	35,449.54	3409000

Total Fund Balance	1,729,429.70	
---------------------------	---------------------	--

Excess Revenue Over Expenditures FY 23-24	36,514.58	
--	------------------	--

Total Liabilities and Fund Balance	4,058,207.41	
---	---------------------	--

CVCOG
Statement of Revenues and Expenditures
From 10/1/2023 Through 11/30/2023

	<u>Current Period</u> <u>Actual</u>
Revenue	
4164000 CNCS Senior Companion CFDA 94.016	27,735.36
4165000 CNCS Foster Grandparent CFDA 94.011	53,152.03
4170000 HHS-ACF Head Start ARP 06HE001000 C6	8,223.37
4173000 HHS-ACF Head Start CFDA 93.600	1,297,675.65
4174000 VISTA CNCS FY 22-23 CFDA 94.013	3,667.18
4206000 Off Gov-CJ Juvenile Justice Service CFDA 16.523	6,013.00
4221000 CACFP Nutrition CFDA 10.558	121,220.65
4222000 Off Gov-Violence Against Women Act CFDA 16.588	2,033.32
4227000 PY - Title IIIB CFDA 93.044	28.29
4231000 211 TANF OPS FED CFDA 93.558	16,050.46
4267000 CF - HICAP Basic CFDA 93.324	28.29
4274000 ADRC Housing Navigator Sept to Dec CFDA 93.791	3,897.25
4294000 Off Gov-Homeland Security SHSP CFDA 97.067	18,967.12
4298000 ADRC Housing Navigator Jan to Aug CFDA 93.791	(2.46)
4299000 ADRC Local Contact Agency Jan to Aug CFDA 93.791	611.78
4302000 TCEQ Solid Waste State	9,495.59
4307000 Off Gov - CJ Academy State	21,342.36
4307100 CJ Academy Supplemental	720.00
4309000 TxHHS-RSVP State	28,941.93
4311000 Off Gov - HSGD Contract State	3,489.94
4312000 TxHHS - 211 State Funds	15,747.57
4314000 Grant Z02, NG911 Project SB8	55,775.65
4315000 Off Gov, CJ Planning Services	7,572.53
4316000 CSEC 911 ER Communications State	256,297.96
4325000 ADRC State General Revenue	5,019.12
4327000 Grant X07, OOG CV Communications Upgrade 4467201	9,381.25
4331000 ADRC State Promoting Independence	3,874.28
4335000 TXHHS-FGP State	5,316.48
4336000 TXHHS-SCP State	6,791.48
4411000 IK Contributions	386,779.04
4511000 CVCOG Membership Dues	7,736.66
4513000 CJ Membership Dues	67,500.00
4522000 Program Income	30,068.01
4523000 Local Revenue	85,942.28
4731000 Interest Income General	2,182.23
4760000 Economic Development District Pass-Thru	60,034.36
4761000 Concho Valley Transit District Pass-Thru	853,285.42
4911000 Vacation Accrual Allocation	69,774.54
4912000 Indirect Cost Allocations	159,844.11
4913000 Information Technology Services	77,908.40
4914000 Human Resources Allocation	63,419.86
4915000 Procurement Dept Allocation	72,791.38
Total Revenue	<u>3,926,333.72</u>
Expenditures	
5110000 General Wages	1,359,821.71
5118000 General Overtime Hours	2,679.61

CVCOG
Statement of Revenues and Expenditures
From 10/1/2023 Through 11/30/2023

		Current Period Actual
Expenditures continued ...		
5150000	Vacation Time Allocation	69,774.54
5151000	Medicare Tax	23,663.91
5172000	Workers Comp Insurance	48,706.38
5173000	SUTA	121.70
5174000	Health Insurance Benefit	349,158.52
5175000	Dental Insurance Benefit	11,966.00
5176000	Life Insurance Benefit	10,200.76
5177000	HSA Insurance Benefit	5,247.00
5181000	Retirement	182,379.89
5199000	Indirect Allocation	159,844.11
5201000	Stipend - FGP Volunteers	34,717.00
5202000	Stipend - SCP Volunteers	17,284.00
5205000	Recognition	3,937.00
5206000	HR Service Center	63,419.86
5207000	Procurement Service Center	72,791.38
5208000	Information Technology Service Center	79,744.26
5210000	Driver Wages	282,768.51
5217000	Dispatch/Customer Service Wages	19,799.08
5218000	Driver Overtime Hours	15,792.99
5219000	Dispatch/Customer Service Overtime Wages	1,610.82
5251000	Counseling Services	4,650.00
5291000	Contract Services	198,236.33
5293000	HS Health & Disab Svc	139.96
5295000	HS Nutrition Service	82,325.62
5296000	HS Parent Service	683.42
5308000	Head Start T & T A	3,196.95
5309000	Travel-In Region	2,953.70
5310000	Travel-Out of Region	8,063.32
5312000	Meals	1,539.92
5313000	Travel-Volunteer	10,385.00
5351000	Fuel	540.65
5352000	Lubricant	145.10
5361000	Vehicle Maintenance	44.90
5366000	Non-Vehicle Maintenance	391.45
5412000	Other Facility Rent	400.00
5413000	HS Site Rent	3,100.00
5431000	Utilities	7,528.16
5433000	HS Site Center Utilities	21,199.57
5448000	Link Road Building Maintenance	5,213.42
5451000	Facility Allocation	72,501.69
5453000	HS Site Center Bldg Maint	17,336.76
5510000	Supplies	15,770.99
5512000	HS Class Room Supplies	4,359.76
5513000	HS Food Serv Sup	15,654.38
5514000	HS Medical Supplies	1,189.15
5515000	HS Disability Supplies	24.95
5516000	Supplies - Bus/Service Vehicles	1,165.59

CVCOG
Statement of Revenues and Expenditures
From 10/1/2023 Through 11/30/2023

		Current Period
		Actual
	Expenditures continued ...	
5518000	HS Diapers and Wipes	1,699.64
5520000	Parts Supply	2,123.67
5622000	Internal Computer/Software	20,438.61
5629000	Tools	72.09
5632000	Copier	6,715.51
5633000	Copier Lease	2,548.17
5634000	Copier Paper	510.00
5711000	Insurance	6,276.20
5713000	Cell Phones	391.56
5721000	Printing	1,186.01
5722000	Ads & Promotions	149.31
5723000	Publications	360.00
5751000	Training	3,361.36
5753000	Dues and fees	8,920.39
5754000	Vehicle Registration	136.00
5760000	HS Site Center Communications	4,595.21
5761000	Communications	3,035.47
5762000	Postage/freight	993.31
5766000	911 PSAP Services	257.23
5767000	911 Equipment Maintenance	91,565.79
5771000	911 PUB ED	4,753.15
5775000	911 Network	20,861.26
5777000	911 PSAP Network	(6,728.68)
5779000	911 Text-to-911	20,883.64
5781000	911 Core Functions	55,780.12
5792000	Coffee Expense	201.50
5794000	General Assembly Costs	4,541.75
5796000	Safety	2,242.50
5797000	Volunteer Recruiting	1,507.36
5810000	Multi-Modal Supplies	212.76
5814000	Multi-Modal Internet	931.05
5831000	Multi-Modal Utilities	987.87
5861000	Multi-Modal Communications	974.93
5876000	Shop Christoval Rd Utilities	243.71
6310000	InKind Travel	34,874.16
6791000	InKind Other	351,904.88
	Total Expenditures	3,943,677.26
	Excess Revenue over Expenditures	(17,343.54)

CVCOG
Expenditure Journal - All Grant Exp Recap
From 11/1/2023 Through 11/30/2023

Grant Code	Grant Title	General Ledger Expenditures	Account Payable Expenditures	Total Expenditures
010	CVTD Pass-thru ICB Program	3,802.00	0.00	3,802.00
018	Pass-Thru CVTD Medicaid	7,587.45	0.00	7,587.45
K02	CVTD Pass-Thru Head Start Maintenance FY 23-24	1,447.31	0.00	1,447.31
L03	CVTD Pass-Thru Link Road Facility FY 23-24	9,654.35	18,241.50	27,895.85
M05	Pass-thru Grant M03, Mobility Management Urban FY 23-24	3,868.20	0.00	3,868.20
M06	Pass-thru Grant M04, Mobility Management Rural FY 23-24	7,071.62	0.00	7,071.62
P03	CVTD Pass-Thru, RPTCP FY 23-24	5,151.78	0.00	5,151.78
R04	Pass-thru CVTD Grant Rural FY 23-24	144,483.35	1,501.72	145,985.07
U04	Pass-thru Grant CVTD Urban FY 23-24	266,972.82	3,116.78	270,089.60
Total CVTD		450,038.88	22,860.00	472,898.88
040	Pass-Thru CV Economic Development Dist	7,613.40	199.90	7,813.30
I04	Grant I04, CVEDD Pass-Thru TXDOT Rural 23-24	0.00	17,538.00	17,538.00
I05	Grant I05, CVEDD Pass-Thru TXDOT Urban 23-24	0.00	29,120.00	29,120.00
Total CVEDD		7,613.40	46,857.90	54,471.30
027	Grant 027, VISTA 23VS252124	10,169.26	2,632.98	12,802.24
830	ARPA Regional Broadband Initiative	8,349.58	0.00	8,349.58
A03	HHSC-OAAA Grant A03, Area Agency on Aging FY 23-24	70,232.59	24,831.52	95,064.11
C05	OOG State Grant C05, CJ Academy FY 23-25 1480418	13,653.04	3,727.29	17,380.33
C06	OOG State Grant C06, CJ Academy Supplemental	0.00	720.00	720.00
C07	OOG Contract C07, CJD Planning FY 23-24	2,572.90	0.00	2,572.90
D03	Grant D03, HHSC ADRC FY 23-24 HHS000270200007	13,356.28	869.44	14,225.72
F05	Grant F05, CNCS Foster Grandparent 23-24 Y2 22SFGTX003	31,257.97	1,169.23	32,427.20
G04	Grant G04, CNCS RSVP FY 23-24 23SRGTX015 Y1	(969.97)	969.97	0.00
G05	Grant G05, RSVP HHCS State HHS001373500009	15,738.13	0.00	15,738.13
H05	HHS-ACF Grant H05, Head Start FY 23-24 06CH010970-05	590,821.21	39,627.39	630,448.60
H06	Grant H06, CACFP Head Start Nutrition FY 23-24	0.00	49,698.44	49,698.44
J03	OOG Grant J03, Juvenile Justice Service FY 23-24 1484324	732.47	3,000.00	3,732.47
S06	Grant S06, CNCS Senior Companion 23-24 Y2 22SCGTX003	18,399.80	1,087.23	19,487.03
S07	Grant S07, HHS0013735000038	887.98	0.00	887.98
T03	Grant T03, TIRN 211 Information & Referral FY 23-24	16,881.09	294.27	17,175.36
V03	OOG Grant V03, Violence Against Women Act 3973004	2,757.12	0.00	2,757.12
W02	Grant W02, TCEQ State Solid Waste FY 23-25	5,329.93	0.00	5,329.93
X07	OOG Grant X07 CV Communications Upgrade 4467201	6,532.78	550.51	7,083.29
X08	OOG Grant X08, Homeland Security (HSGP) FY 23-24 2952909	9,368.48	120.56	9,489.04
X09	OOG State Contract X09, HSGD FY 23-24	1,181.08	587.36	1,768.44
Z02	Grant Z02, NG911 Project SB8	0.00	27,890.06	27,890.06
Z03	Grant Z03, 911 CSEC State FY23 Funding, 2nd Biennium	0.00	12,743.43	12,743.43
Z04	Grant Z04, 911 CSEC State FY24 Funding, 1st Biennium	20,607.58	51,530.66	72,138.24
092	Procurement	38,215.07	2,295.79	40,510.86
093	Human Resources	28,302.97	2,315.32	30,618.29
094	Information Technology	31,912.51	15,493.35	47,405.86
095	Engagement Committee Funds	0.00	3,511.43	3,511.43
097	Non-Project Expenses	0.00	68.50	68.50
098	Vacation Program Costs	22,189.06	0.00	22,189.06
099	INDIRECT COSTS	67,333.16	4,956.24	72,289.40
Total CVCOG		1,025,812.07	250,690.97	1,276,503.04
Total Expenditures November 2023		1,483,464.35	320,408.87	1,803,873.22

CVCOG
Revenue Journal
From 11/1/2023 Through 11/30/2023

Grant Code	Grant Title	General Ledger Revenues	Account Payable Revenues	Total Revenue
010	CVTD Pass-thru ICB Program	3,802.00	0.00	3,802.00
018	Pass-Thru CVTD Medicaid	7,587.45	0.00	7,587.45
K02	CVTD Pass-Thru Head Start Maintenance FY 23-24	1,447.31	0.00	1,447.31
L03	CVTD Pass-Thru Link Road Facility FY 23-24	27,895.85	0.00	27,895.85
M05	Pass-thru Grant M03, Mobility Management Urban FY 23-24	3,868.20	0.00	3,868.20
M06	Pass-thru Grant M04, Mobility Management Rural FY 23-24	7,071.62	0.00	7,071.62
P03	CVTD Pass-Thru, RPTCP FY 23-24	5,151.78	0.00	5,151.78
R04	Pass-thru CVTD Grant Rural FY 23-24	145,985.07	0.00	145,985.07
U04	Pass-thru Grant CVTD Urban FY 23-24	270,089.60	0.00	270,089.60
Total CVTD		472,898.88	0.00	472,898.88
040	Pass-Thru CV Economic Development Dist	7,813.30	0.00	7,813.30
I04	Grant I04, CVEDD Pass-Thru TXDOT Rural 23-24	17,538.00	0.00	17,538.00
I05	Grant I05, CVEDD Pass-Thru TXDOT Urban 23-24	29,120.00	0.00	29,120.00
Total CVEDD		54,471.30	0.00	54,471.30
027	Grant 027, VISTA 23VS252124	12,802.24	0.00	12,802.24
830	ARPA Regional Broadband Initiative	8,349.58	0.00	8,349.58
A03	HHSC-OAAA Grant A03, Area Agency on Aging FY 23-24	12,331.00	0.00	12,331.00
C05	OOG State Grant C05, CJ Academy FY 23-25 1480418	11,013.40	0.00	11,013.40
C06	OOG State Grant C06, CJ Academy Supplemental	720.00	0.00	720.00
C07	OOG Contract C07, CJD Planning FY 23-24	3,541.81	0.00	3,541.81
F05	Grant F05, CNCS Foster Grandparent 23-24 Y2 22SFGTX003	32,418.22	0.00	32,418.22
G05	Grant G05, RSVP HHCS State HHS001373500009	15,738.13	0.00	15,738.13
H05	HHS-ACF Grant H05, Head Start FY 23-24 06CH010970-05	629,984.91	0.00	629,984.91
H06	Grant H06, CACFP Head Start Nutrition FY 23-24	53,414.57	0.00	53,414.57
J03	OOG Grant J03, Juvenile Justice Service FY 23-24 1484324	3,732.47	0.00	3,732.47
S06	Grant S06, CNCS Senior Companion 23-24 Y2 22SCGTX003	19,480.75	0.00	19,480.75
S07	Grant S07, HHS0013735000038	887.98	0.00	887.98
T03	Grant T03, TIRN 211 Information & Referral FY 23-24	17,175.36	0.00	17,175.36
V03	OOG Grant V03, Violence Against Women Act 3973004	1,018.29	0.00	1,018.29
W02	Grant W02, TCEQ State Solid Waste FY 23-25	5,329.93	0.00	5,329.93
X07	OOG Grant X07 CV Communications Upgrade 4467201	7,083.29	0.00	7,083.29
X08	OOG Grant X08, Homeland Security (HSGP) FY 23-24 2952909	9,489.04	0.00	9,489.04
X09	OOG State Contract X09, HSGD FY 23-24	1,458.33	0.00	1,458.33
Z02	Grant Z02, NG911 Project SB8	27,890.06	0.00	27,890.06
Z03	Grant Z03, 911 CSEC State FY23 Funding, 2nd Biennium	12,743.43	0.00	12,743.43
Z04	Grant Z04, 911 CSEC State FY24 Funding, 1st Biennium	70,918.20	0.00	70,918.20
092	Procurement	40,510.88	0.00	40,510.88
093	Human Resources	30,620.17	0.00	30,620.17
094	Information Technology	47,405.84	0.00	47,405.84
095	Engagement Committee Funds	3,511.43	0.00	3,511.43
097	Non-Project Expenses	1,113.15	0.00	1,113.15
098	Vacation Program Costs	37,530.69	0.00	37,530.69
099	INDIRECT COSTS	82,718.82	0.00	82,718.82
Total CVCOG		1,200,931.97	0.00	1,200,931.97
Total Revenue November 2023		1,728,302.15	0.00	1,728,302.15

SCHEDULE OF REVENUE BY SOURCE

October 1, 2023 - November 30, 2023

CVCOG	Grant Name	Federal	ARP COVID-19 CARES Act	State Administered Federal	State	Program Income	Local Revenue	In-kind	Membership	Pass Thru Sr. Centers & CVEDD & CVTD	Fringe Benefit & Indirect	Total Revenue	Total Expenditures	Excess Revenue over Expenditures	Notes
027	VISTA Program	3,667.18	-	-	-	-	18,569.95	-	-	-	-	22,237.13	22,237.13	-	
033	TDHCA Housing	-	-	-	-	-	-	-	-	-	-	-	-	-	
040	Economic Development District	-	-	-	-	-	-	-	-	13,019.30	-	13,019.30	13,019.30	-	
043	CVEDD Pass-Thru Revolving Loan	-	-	-	-	-	-	-	-	357.06	-	357.06	357.06	-	
829	Head Start FY 21-22	-	8,223.37	-	-	-	-	-	-	-	-	8,223.37	8,223.37	-	
830	ARPA Regional Broadband Initiative	-	-	-	-	-	67,287.48	-	-	-	-	67,287.48	67,287.48	-	
Multi	CVTD AR Expenses	-	-	-	-	-	-	-	-	853,285.42	-	853,285.42	853,285.42	-	
A02	Area Agency on Aging FY 22-23	-	-	56.58	-	-	-	-	-	-	-	56.58	56.58	-	
A03	Area Agency on Aging FY 23-24	-	-	-	-	-	-	25,491.54	-	-	-	25,491.54	177,208.63	(151,717.09)	will bill in January
C05	CJ Academy FY 23-25	-	-	-	21,342.36	30,068.01	-	-	57,529.71	-	-	108,940.08	33,519.45	75,420.63	excess funds, will use through year
C06	CJ Academy Supplemental FY 23-24	-	-	-	720.00	-	-	-	-	-	-	720.00	720.00	-	
C07	CJD Planning FY 23-24	-	-	-	7,572.53	-	-	-	-	-	-	7,572.53	5,780.43	1,792.10	excess funds, will use through year
D03	ADRC FY 23-24	-	-	4,506.57	8,893.40	-	-	-	-	-	-	13,399.97	27,625.69	(14,225.72)	will bill in January
F05	Foster Grandparent FY 23-24	53,152.03	-	-	-	-	-	7,040.85	-	-	-	60,192.88	60,192.88	-	
F06	FGP HHSC State	-	-	-	5,316.48	-	-	-	-	-	-	5,316.48	5,316.48	-	
G04	RSVP Federal FY 23-24	-	-	-	-	-	-	-	-	-	-	-	-	-	
G05	RSVP HHSC State	-	-	-	28,941.93	-	-	-	-	-	-	28,941.93	28,941.93	-	
H05	Head Start FY 23-24	1,297,675.65	-	-	-	-	26.50	351,904.88	-	-	-	1,649,607.03	1,649,607.03	-	
H06	CACFP Head Start Nutrition FY 23-24	-	-	121,220.65	-	-	-	-	-	-	-	121,220.65	100,504.55	20,716.10	excess funds, will use through year
I04	CVEDD Pass-Thru TXDOT Rural	-	-	-	-	-	-	-	-	17,538.00	-	17,538.00	17,538.00	-	
I05	CVEDD Pass-Thru TXDOT Urban	-	-	-	-	-	-	-	-	29,120.00	-	29,120.00	29,120.00	-	
J03	Juvenile Justice Services FY 23-24	-	-	6,013.00	-	-	-	-	-	-	-	6,013.00	6,013.00	-	
Q02	CEDAF FY 23-24	-	-	-	-	-	-	-	-	-	-	-	578.06	(578.06)	contract will bill annually in August
S06	Senior Companion Federal FY 23-24	27,735.36	-	-	-	-	-	2,341.77	-	-	-	30,077.13	30,077.13	-	
S07	SCP HHSC State	-	-	-	6,791.48	-	-	-	-	-	-	6,791.48	6,791.48	-	
T03	211 Information & Referral FY 23-24	-	-	16,050.46	15,747.57	-	-	-	-	-	-	31,798.03	31,798.03	-	
V03	Violence Against Women FY 23-24	-	-	2,033.32	-	-	-	-	9,970.29	-	-	12,003.61	4,103.65	7,899.96	match funding to be used through year to draw state funds
W02	TCEQ Solid Waste FY 23-25	-	-	-	9,495.59	-	-	-	-	-	-	9,495.59	9,495.59	-	
X07	CV Communications Upgrade	-	-	-	9,381.25	-	-	-	-	-	-	9,381.25	9,381.25	-	
X08	Homeland Security HSGP FY 23-24	-	-	18,967.12	-	-	-	-	-	-	-	18,967.12	18,967.12	-	
X09	HSGD FY 23-24	-	-	-	3,489.94	-	-	-	-	-	-	3,489.94	3,002.44	487.50	excess funds, will use through year
Z02	Next Generation 911 Fund, ARP	-	-	-	55,780.12	-	-	-	-	-	-	55,780.12	55,780.12	-	
Z03	911 CSEC FY 23, 2nd Yr Biennium	-	-	-	31,507.87	-	-	-	-	-	-	31,507.87	31,262.34	245.53	excess funds, will use through year
Z04	911 CSEC FY 24, 1st Yr Biennium	-	-	-	224,785.62	-	-	-	-	-	-	224,785.62	224,785.62	-	
092	Procurement Services	-	-	-	-	-	-	-	-	-	72,791.38	72,791.38	72,791.37	0.01	rounding from allocation percentages
093	Human Resources Services	-	-	-	-	-	-	-	-	-	63,419.86	63,419.86	63,417.97	1.89	rounding from allocation percentages
094	Information Technology Services	-	-	-	-	-	-	-	-	-	77,908.40	77,908.40	77,908.41	(0.01)	rounding from allocation percentages
095	Engagement Committee	-	-	-	-	-	3.15	-	4,170.68	-	-	4,173.83	4,173.83	-	
097	Non Project Expenses	-	-	-	-	-	2,237.42	-	3,565.98	-	-	5,803.40	4,758.75	1,044.65	excess funds, will use through year
098	Vacation Accrual	-	-	-	-	-	0.01	-	-	-	69,774.54	69,774.55	47,783.56	21,990.99	excess funds, will use through year
099	Indirect	-	-	-	-	-	-	-	-	-	159,844.11	159,844.11	140,266.13	19,577.98	excess funds, will use through year
		<u>1,382,230.22</u>	<u>8,223.37</u>	<u>168,847.70</u>	<u>429,766.14</u>	<u>30,068.01</u>	<u>88,124.51</u>	<u>386,779.04</u>	<u>75,236.66</u>	<u>913,319.78</u>	<u>443,738.29</u>	<u>3,926,333.72</u>	<u>3,943,677.26</u>	<u>(17,343.54)</u>	
		0.69	0.00	0.08	0.22										

Total Government Grants Spent	1,989,067.43	General	42,615.51	-246%
Total Program	30,068.01	Dedicated	(59,959.05)	346%
Total Local	163,361.17		(17,343.54)	
Total In-Kind	386,779.04			
Total Pass-Thru	913,319.78			
Total Cost Allocation	<u>443,738.29</u>			
	<u>3,926,333.72</u>			

Concho Valley Council of Governments Cash Flow

	First Financial CVCOG General Fund (000's)			First Financial 9-1-1 Trust Account (000's)				First Financial General Investment Savings				CVCOG	First Financial CVTD (000's)			First Financial CVTD-ICB (000's)			First Financial CVEDD (000's)			Total
Beginning Balance:	\$ 973,339			\$ 676				\$ 283,993				Balance	\$ 1,666,792			\$ 27,165			\$ 538,422			Balance
FY 23-24	Inflows	Outflows	Balance	Inflows	Interest	Outflows	Balance	Inflows	Interest	Outflows	Balance	Balance	Inflows	Outflows	Balance	Inflows	Outflows	Balance	Inflows	Outflows	Balance	Balance
October	2,757,004	(2,562,497)	1,167,846	436,720	449	-	437,845	-	1,087	-	285,080	1,890,771	199,943	(980,629)	886,106	2,280	(1,950)	27,496	19,149	(8,900)	548,670	3,353,043
November	1,817,090	(2,219,059)	765,877	-	1,406	(153,867)	285,383	-	1,095	-	286,175	1,337,435	367,786	(506,797)	747,096	2,163	(1,718)	27,940	6,357	(5,566)	549,461	2,661,931
				Interest Rate at 4.658900% as of 10/02/23 Interest Rate at 4.672200% as of 11/01/23				Interest Rate at 4.658900% as of 10/02/23 Interest Rate at 4.672200% as of 11/01/23								Account opened to segregate Greyhound Funds \$21,701.39 belongs to CVTD deposited to maintain account						

	First Financial CVCOG General Fund (000's)			First Financial 9-1-1 Trust Account (000's)				First Financial General Investment Savings				CVCOG	First Financial CVTD (000's)			First Financial CVTD-ICB (000's)			First Financial CVEDD (000's)			Total
Beginning Balance:	\$ 638,852			\$ 559,508				\$ 257,453				Balance	\$ 678,239			\$ 19,205			\$ 511,460			Balance
FY 22-23	Inflows	Outflows	Balance	Inflows	Interest	Outflows	Balance	Inflows	Interest	Outflows	Balance	Balance	Inflows	Outflows	Balance	Inflows	Outflows	Balance	Inflows	Outflows	Balance	Balance
October	1,311,609	(1,540,522)	409,940	-	1,098	(100,783)	459,822	1,550	550	-	259,554	1,129,315	387,282	(462,883)	602,638	6,239	(6,527)	18,918	142,658	(13,014)	641,103	2,391,975
November	1,729,481	(1,701,221)	438,200	-	1,039	(146,355)	314,507	-	681	-	260,234	1,012,941	720,765	(628,066)	695,337	6,448	(6,772)	18,594	3,085	(153,223)	490,966	2,217,838
December	1,577,879	(1,395,790)	620,289	-	801	(136,962)	178,346	-	797	-	261,031	1,059,666	390,613	(665,982)	419,968	3,840	(3,076)	19,358	16,511	(43,143)	464,334	1,963,327
January	2,041,899	(1,421,878)	1,240,310	-	464	(75,687)	103,124	-	827	-	261,859	1,605,292	1,151,281	(666,264)	904,985	2,630	(2,875)	19,114	47,003	(86,097)	425,240	2,954,631
February	1,435,188	(1,945,856)	729,642	348,245	824	(243,902)	208,290	-	793	-	262,651	1,200,583	334,884	(450,291)	789,578	3,352	(2,572)	19,894	66,726	(11,538)	480,427	2,490,482
March	1,477,271	(1,555,200)	651,713	-	264	(207,955)	599	275	963	-	263,889	916,201	534,326	(512,429)	811,475	2,236	(179)	21,951	33,689	(84,002)	430,115	2,179,741
April	2,083,317	(1,471,600)	1,263,430	-	2	-	601	-	836	-	264,725	1,528,756	733,884	(611,307)	934,053	2,686	(1)	24,636	92,370	(13,649)	508,836	2,996,281
May	1,297,703	(1,853,182)	707,951	193,614	349	-	194,564	-	979	-	265,704	1,168,219	772,266	(857,231)	849,088	3,856	(0)	28,492	4,030	(63,194)	449,673	2,495,471
June	1,970,854	(1,591,396)	1,087,409	-	383	(183,831)	11,116	13,972	1,083	-	280,760	-	553,352	(435,898)	966,541	3,554	(5,762)	26,284	58,486	(58,106)	450,052	1,442,878
July	1,769,676	(1,517,032)	1,340,053	-	40	-	11,156	-	1,015	-	281,775	253,699	590,396	(420,880)	1,136,057	2,895	-	29,179	111,074	(31,688)	529,438	1,948,373
August	1,498,048	(1,983,517)	854,584	193,985	410	-	205,551	-	1,100	-	282,875	(36,274)	948,952	(915,547)	1,169,461	1,128	(4,593)	25,714	20,066	(19,695)	529,808	1,688,710
September	1,708,067	(1,589,311)	973,339	-	341	(205,216)	676	-	1,117	-	283,993	(121,276)	1,070,671	(573,340)	1,666,792	2,127	(677)	27,165	22,886	(14,272)	538,422	2,111,103
				Interest Rate at 2.685700% as of 10/03/22 Interest Rate at 3.190500% as of 11/01/22 Interest Rate at 3.606300% as of 12/01/22 Interest Rate at 3.740300% as of 1/3/23 Interest Rate at 3.945900% as of 2/1/23 Interest Rate at 4.051700% as of 3/1/23 Interest Rate at 4.130800% as of 4/3/23 Interest Rate at 4.355200% as of 5/1/23 Interest Rate at 4.502500% as of 6/1/23 Interest Rate at 4.550100% as of 7/3/23 Interest Rate at 4.597700% as of 8/1/23 Interest Rate at 4.651300% as of 9/1/23				Interest Rate at 2.685700% as of 10/03/22 Interest Rate at 3.190500% as of 11/01/22 Interest Rate at 3.606300% as of 12/01/22 Interest Rate at 3.740300% as of 1/3/23 Interest Rate at 3.945900% as of 2/1/23 Interest Rate at 4.051700% as of 3/1/23 Interest Rate at 4.130800% as of 4/3/23 Interest Rate at 4.355200% as of 5/1/23 Interest Rate at 4.502500% as of 6/1/23 Interest Rate at 4.550100% as of 7/3/23 Interest Rate at 4.597700% as of 8/1/23 Interest Rate at 4.651300% as of 9/1/23					Account opened to segregate Greyhound Funds \$21,701.39 belongs to CVTD deposited to maintain account									

In compliance with PPIA 2256.023 and CVCOG Investment Policy section XI

John Austin Stokes
CVCOG Executive Director/Investment Officer

12-6-2023
Date

Brandon Sanders
CVCOG Director of Finance

12-7-2023
Date



January 2023



The Head Start office requires our program to report enrollment statistics to determine if our program has achieved and maintained enrollment levels. Enrollment data will be collected every month. This information will be combined enrollment for Head Start, Early Head Start, and the Pregnant Mom's Program. – *Ofelia Baron*

Enrollment – November

	Funded Enrollment	Reported Enrollment	Percent Enrollment
Head Start Funded	406	410	99.02%
Early Head Start Funded	120	120	100%
Pregnant Moms Funded	8	8	100%

Disability – November	Current	Funded Enrollment
HS # of Children with IEP	33	411
Percentage this month	8 %	
EHS Children with IFSP	14	120
Percentage this month	11.6 %	
Total # of children with IEP/IFSP	47	531
Program wide % this month	8.85 %	

HEAD START STAFF

Administrative Office
5430 Link Road
Phone (325)944-9666

Carolina Raymond
Director

Stephanie Hernandez
Assistant Director / Early Head Start
Education Manager

Cheryl Mayberry
Education & Disability Manager

Ofelia Barron
ERSEA & Facility Manager

Mary Husted
Compliance & Nutrition Specialist

Stacy Walker
Family & Community, Parent
Engagement Manager

Melissa Miranda
Health & Mental Health Manager



HEAD START (HS) promotes school readiness of children under 5 from low-income families through education, health, social and other services.

Early Head Start (EHS) provides intensive comprehensive child development and family support services to low-income infants and toddlers under the age of 3 and their families, and to pregnant women and their families.



To complete an online please contact the following sites below:

School	Director	Family Service Workers	Hours Operation	Phone
Christoval Head Start	Antionette Day	Antionette Day	7:45 am - 3:30 pm	325-896-7281
Day Head Start Early Head Start	Comoshontai Hollis	Cynthia Sosa Nelda Garza Lori Palacios Maida Rojas	7:45 am - 4:00 pm	325-481-3395
Eden Head Start	Mary Torres	Mary Torres	7:45 am - 3:30 pm	325-869-8703
Eldorado Head Start	Abigail Ussery	Abigail Ussery	7:45 am - 3:30 pm	325-853-3366
Menard Head Start Early Head Start	Bertha DeAnda	Bertha DeAnda	7:45 am - 3:30 pm	325-396-2885
Ozona Head Start	Tracy Ybarra	Tracy Ybarra	7:45 am - 3:30 pm	325-392-3429
Rio Vista Head Start Early Head Start	Michelle Aguirre	Kristy Geary Rebecca Salinas Maria Vasquez Emily Ceballos	7:45 am - 4:00 pm	325-659-3670



CONCHO VALLEY
COUNCIL OF GOVERNMENTS



Head Start



Program News

- The Head Start Performance standards has proposed changes posted on the OHS website until January 19th. Changes can be viewed and all comments can be made to proposed changes.
- A waiver has been submitted for 22-23 school year disability numbers.

Self-Assessment Goal Updates

Goal 1 – Provide education materials, training, and events to promote positive mental health for parents, students and Head Start staff.

- **Update 1 –**

We purchased Second Step Social Emotional Learning Curriculum. Teachers introduce concepts into classroom and send home activities. To include: activities to be send home for learning within the home. Frog street provided social emotional training to teachers during in-service for EHS on August 9th.

- **Update 2**

EHS staff is participating in a Conscious Discipline training and HS staff will be starting a 10-course training starting in January through Conscious Discipline on Socioemotional skill development. Conscious Discipline Parent education raining is also provided at each parent meeting monthly.

Goal 2- Design improvements for monitoring through program content areas to ensure compliance with all federal and state guidelines.

- **Update 1**

Administration purchased and updated iPad for classroom monitoring to provide data for improvement across program content area. We updated the Classroom and Site Health and Safety Checklists completed daily at the sites.

- **Update 2**

Goal Completed 12-7-23 will continue to monitor and make changes as needed.

Goal 3 – Promote an inclusive and diverse environment where students, families, and community partners feel welcome and engaged within the program.



CONCHO VALLEY
COUNCIL OF GOVERNMENTS



Head Start

- **Update 1**

In September, we issued a Parent Take Home Engagement that included a book called “The Skin I Live In.” The activity discusses inclusion and diversity at home and in the classroom. It gives the family a chance to explore differences in us all with their child. Purchased materials for the classrooms to promote diversity and inclusion.

- **Update 2**

Students and families participated in Read for the Record a diverse/cultural nationwide book reading. Parents read the books and teachers provided engagement activities to correspond to the events accordingly.



CONCHO VALLEY
COUNCIL OF GOVERNMENTS



Head Start

CVCOG Head Start/Early Head Start—Job Postings

January 2023



Job Positions Available

1. Early Head Start Teacher @ Day HS/EHS
2. Teacher Assistant @ Day HS
3. Custodian @ Ozona HS



To Apply: Scan the QR Code or Contact us At!

CVCOG Head Start/Early Head Start
325-944-9666 / <https://www.cvcog.org/cvcog/>
5430 Link Rd. San Angelo, TX 76903